

توصيف برنامج (ماجستير عام 2013-2014)

*** معلومات أساسية: basic information:**

١ - اسم البرنامج: Master of Obstetrics and Gynecology

٢ - طبيعة البرنامج: multiple (مشترك)

٣- القسم/ الأقسام المسئولة عن البرنامج: Obstetrics and

Gynecology/anatomy/physiology/ pathology/

community medicine/

microbiology/pharmacology/ internal

medicine/general surgery/

٤- تاريخ إقرار البرنامج فى مجلس القسم: ١٢ / ٩ / ٢٠١٣

٥- تاريخ إقرار البرنامج فى مجلس الكلية ٣٥٤: ١٥ / ٩ / ٢٠١٣

٦- مسؤل البرنامج: prof.Ashraf Almashad.....

٧- المراجعة الداخلية للبرنامج: Prof. Seham Alberri.....

٨- المراجعة الخارجية للبرنامج: Prof. Magdy Abd -El Gawad
professor of obstetrics and gynecology, Ain Shams University

*** معلومات متخصصة: Professional information**

١ - الأهداف العامة للبرنامج: امراض النساء والتوليد

1- Program aims:

1/1. To enable candidates to learn high level of clinical skills, bedside care skills of Obstetrics and Gynecology, in addition to update medical knowledge as well as clinical experience and competence in the area of high risk pregnancy, endoscopy, family planning, reproductive medicine, as well as enabling the candidates of making appropriate referrals to a sub-specialist.

1/2. To Provide candidates with fundamental knowledge of emergency Obstetric care as regards; dealing with critical Obstetric patients, prophylactic management of high risk cases, running a busy emergency Obstetric unit, cooperative management of patients in conjunction with other departments, fundamentals of surgical intervention and postoperative critical care, and ICU referral and management.

1/3 To introduce candidates to the basics of scientific medical research.

1/4 Enable candidates to start professional career as specialists in Egypt but recognized abroad.

1/5 To enable candidates to understand and get the best of published scientific research and do their own.

٢ - المخرجات التعليمية المستهدفة من البرنامج :

2-Intended Learning Outcomes (ILOS):

2.a. Knowledge and Understanding: المعرفة والفهم

On successful completion of the program, the graduate will be able to:

2.a.1. *Explain the essential facts and principles of relevant basic sciences including, Anatomy, Physiology, Pathology, Public Health, Microbiology, related to Obstetrics and Gynaecology.*

2.a.2. *recognize essential facts of clinically supportive sciences including General surgery and Internal Medicine .*

2.a.3. *Demonstrate sufficient knowledge of etiology, clinical picture, diagnosis, prevention and treatment of common diseases and situations related to Obstetrics and Gynecology.*

2.a.4. *illustrate the recent and update developments in the pathogenesis, diagnosis, prevention and treatment of common diseases related to Obstetrics and Gynaecology.*

2.a.5. discuss the basic ethical and medico-legal principles that should be applied in practice and relevant to Obstetrics and Gynecology.

2.a.6. Explain the basics and standards of quality assurance to ensure good clinical practice in the field of Obstetrics and Gynecology.

2.a.7. explain the ethical and scientific principles of medical research methodology.

2.a.8. describe the impact of common health problems in the field of Obstetrics and Gynecology on the society and how good clinical practice improves these problems.

2.b. Intellectual Skills:

٢. ب - القدرات الذهنية :

On successful completion of the program, the graduate will be able to:

2.b.1. Correlate the facts of relevant basic and clinically supportive sciences with clinical reasoning, diagnosis and management of common diseases of the Obstetrics and Gynecology.

2.b.2. Demonstrate an investigatory and analytic thinking approach (problem solving) to common clinical situations related to Obstetrics and Gynecology

2.b.3. Design and present case for common problem related to Obstetrics and Gynecology.

2.b.4. Formulate management plans and alternative decisions in different situations in the field of Obstetrics and Gynaecology.

2.c. Practical and professional Skills:

٢. ج . مهارات مهنية وعملية :

On successful completion of the program, the graduate will be able to:

- 2.c.1. Obtain proper history and examine patients in caring and respectful behaviors.*
- 2.c.2. Make informed decisions about diagnostic and therapeutic interventions based on patient information and preferences, up-to-date scientific evidence, and clinical judgment for common conditions related to Obstetrics and Gynaecology.*
- 2.c.3. Carry out patient management plans for common conditions related Obstetrics and Gynaecology.*
- 2.c.4. Use information technology to support patient care decisions and patient education in common clinical situations related to Obstetrics and Gynaecology.*
- 2.c.5. Perform competently noninvasive and invasive procedures considered essential for Obstetrics and Gynaecology.*
- 2.c.6. Provide health care services aimed at preventing health problems related to Obstetrics and Gynaecology.*
- 2.c.7 .Use implement experiment assess evaluate designDevelop select choose*
- 2.c.8. Provide patient-focused care in common conditions related to Obstetrics and Gynaecology, while working with health care professionals, including those from other disciplines.*
- 2.c.9. Write competently all forms of patient charts and sheets including reports evaluating these charts and sheets (Write a consultation note, Inform patients of a diagnosis and therapeutic plan, completing and maintaining medical records).*

٢.د . مهارات عامة و منتقلة:

2.d. General and transferable skills:-

By the end of the program the graduate should be able to:

- 2.d.1. Perform practice-based improvement activities using a systematic methodology (share in audits and use logbooks).*
- 2.d.2. Appraises evidence from scientific studies.*
- 2.d.3. Conduct epidemiological Studies and surveys.*
- 2.d.4. Perform data management including data entry and analysis.*
- 2.d.5. Facilitate learning of students and other health care professionals.*
- 2.d.6. Maintain therapeutic and ethically sound relationship with patients.*
- 2.d.7. Elicit information using effective nonverbal, explanatory, questioning, and writing skills.**
- 2.d.8. Provide information using effective nonverbal, explanatory, questioning, and writing skills.**
- 2.d.9. Work effectively with others as a member of a health care team or other professional group.**
- 2.d.10. Demonstrate respect, compassion, and integrity; a responsiveness to the needs of patients and society.**
- 2.d.11. Demonstrate a commitment to ethical principles including provision or withholding of clinical care, confidentiality of patient information, informed consent, business practices**
- 2.d.12. Demonstrate sensitivity and responsiveness to patients' culture, age, gender, and disabilities**
- 2.d.13. Work effectively in relevant health care delivery settings and systems.**
- 2.d.14. Practice cost-effective health care and resource allocation that does not compromise quality of care.**
- 2.d.15. Assist patients in dealing with system complexities.**

3- Academic Standards المعايير الأكاديمية للبرنامج

- **Academic Standards of Master of Obstetrics and Gynecology,** approved in department council date 6 / 2013, and in faculty council date 354 16 / 6 / 2013. (ملحق ١)

٤ - العلامات المرجعية: 4- Reference standards (benchmarks)

a) المعايير القياسية لبرامج الدراسات العليا (درجة الماجستير) الصادرة عن الهيئة القومية لجودة التعليم والإعتماد (مارس ٢٠٠٩)

Academic reference standards (ARS) , Master Program (March 2009)

, which were issued by the National Authority for Quality

Assurance & Accreditation for education NAQAAE (ملحق ٢)

b) Academic reference standards of University of Alabama, Department of Obstetrics and Gynecology. (<http://www.obgyn.uab.edu/GeneralSite/ObGyn/Fellowship/FellowshipPrograms.aspx>).

(ملحق ٣)

Department Of
Obstetrics & Gynecology

5 - هيكل ومكونات البرنامج :

(5): Program structure and contents

أ - مدة البرنامج : 2 years (maximum 4 years)

Program duration

A-Duration of program 2-4 years divided into

oPart1: (30% from final marks)

Program-related basic courses (one year)

Students are allowed to sit the exams of these courses after 12 months from applying to the master degree.

oPart2 (70% from final marks)

Minimum 2 years

Program-related academic and specialized science courses and

ILOs Students are not allowed to sit the exams of these courses before 2 years from applying to the master degree.

oPart3 (no marks)

thesis;

Master thesis duration: one year should be officially registered and approved by the department and faculty council, Discussion and acceptance of the thesis should not be set before 12 months from registering the MSc subject.

No marks are given to this section.

Practical and/or clinical skills according to training plan and log book specifications.

Minimum allocation for one year in the responsible department is required.

The students pass if they get 60% from the summative written exams and 60% from oral and clinical exams.

Total degrees 1000 marks.

300 marks for first part

700 for second part

Written exam 40% (280 marks).

Clinical and oral exams 60% (420 marks)

ب - هيكل البرنامج:

Program structure

Total hours of program

Didactic 728 (34.6%), practical 1378 (64.4%). total 2106

1st part: -Didactic 364 (45.2%), practical 442 (54.8%). total 806

2nd part: -Didactic 364 (28%), practical 936 (72%). total 1300

- compulsory إلزامي 100%

ج - مستويات ومقررات البرنامج:

a- Elective courses: none

b- Selective: none

c- compulsory إلزامي courses of the program

Modules/Units delivering courses and student work load list	Course Code
First Part	
Basic Courses	
1) Course 1: Anatomy	OBGYN601
2) Course 2: Physiology	OBGYN602
3) Course 3: Pathology	OBGYN 603
4) Course 4: Microbiology	OBGYN606
5) Course 5: General Surgery	OBGYN 608
6) Course 6: Internal Medicine	OBGYN605
7) course 7: Public Health	OBGYN607
8) course 8: pharmacology	OBGYN604

SpecializedClinicalWork	
Total	
SecondPart	Specializedcourses SpecializedClinicalWork (logBook)

- درجة الماجستير في : أمراض النساء والتوليد

الساعات المعتمدة	الكود	المقررات	البند
٦ ساعات	UNIV 601	للجامعة والكلية	متطلبات
٨ ساعات		يشمل الآتي:	الجزء الأول
١ ساعة	OBN 601	مقرر علمي وعملي في التشريح التطبيقي لأعضاء الجهاز التناسلي للمرأة والنمو الجنيني	
١ ساعة	OBN 602	مقرر علمي في فسيولوجيا التناسل والنكاثز والغدد الصماء	
١ ساعة	OBN 603	مقرر علمي وعملي في الباثولوجيا للجهاز التناسلي للمرأة	
١ ساعة	OBN 604	مقرر علمي في الفارماكولوجيا	
٠.٥ ساعة	OBN 605	مقرر علمي وإكلينيكي في الأمراض الباطنة فيما يختص بالأمومة	
١.٥ ساعة	OBN 608	مقرر علمي وإكلينيكي في الجراحة العامة المتعلقة بتجويف البطن والحوض	
٥ ساعات		تسجل بها الأنشطة المختلفة: • حضور المؤتمرات والندوات العلمية وحضور مناقشات رسائل الماجستير والدكتوراه • الدورات التدريبية في المهارات المختلفة مثل الموجات فوق الصوتية والمناظير الجراحية.	كراسة الأنشطة
١٢ ساعة		يشمل الآتي:	الجزء الثاني
٦ ساعات	OBN	مقرر علمي وإكلينيكي في التوليد شاملاً	

	609	وسائل التشخيص الحديث	
٦ ساعات	OBN 610	مقرر علمي وإكلينيكي في أمراض النساء شاملاً تنظيم الأسرة ووسائل التشخيص الحديث	
٦ ساعات			رسالة ماجستير
٣٧ ساعة			الإجمالي

**** وتكون طريقة حساب الساعات المعتمدة كما يلي:**

ساعة واحدة معتمدة = ساعة واحدة نظري أسبوعياً لمدة فصل دراسي (١٥ أسبوع) أي
١٥ ساعة محاضرات نظرية في الفصل الدراسي.

**= ثلاث ساعات تدريب عملي وإكلينيكي ومعلمي وجراحي أو سريري لمدة ١٥ أسبوع أي
٤٥ ساعة في الفصل الدراسي في المقررات غير مادة التخصص في الجزء الأول
للماجستير والدبلوم تقرر أن يكون إحتساب نصف ساعة معتمدة تساوي ساعة نظري
أسبوعياً لمدة فصل دراسي.**

عدد الساعات المعتمدة للدبلوم لا تقل عن ٣٠ ساعة والماجستير ٣٦ إلى ٤٨
ساعة والدكتوراه لا تقل عن ٦٠ ساعة.

٦- محتويات المقررات (راجع توصيف المقررات)

كما سيأتي ذكره

٧ - متطلبات الإلتحاق بالبرنامج : Program admission requirements

(١) مادة (٤): **يشترط في قيد الطالب لدرجة الماجستير:

- أن يكون حاصل على درجة البكالوريوس في الطب والجراحة من إحدى جامعات ج.م.ع أو على درجة معادلة لها من معهد علمي معترف به من الجامعة بتقدير جيد على الأقل.
- يسمح للحاصل على الدبلوم وفقاً لنظام هذه اللائحة وبتقدير جيد على الأقل بتسجيل رسالة لاستكمال درجة الماجستير بشرط ألا يكون قد مر أكثر من ثلاث سنوات على تاريخ حصوله على درجة الدبلوم وبغض النظر على تقديره في درجة البكالوريوس.

ت- يسمح للحاصل على الدبلوم وعلى خلاف لنظام هذه اللائحة أن يسجل لدرجة الماجستير بشرط أن يكون تقديره في الدبلوم لا يقل عن جيد وبغض النظر عن تقديره في البكالوريوس.

(٢) أن يكون قد أمضى السنة التدريبية أو ما يعادلها (سنة الامتياز)

(٣) أن يتفرغ للدراسة لمدة سنة على الأقل في الجزء الثاني (فصلين دراسيين)

مادة (٥): يكون التقدم للقبول لدرجة الماجستير مرة واحدة في السنة خلال شهري يوليو وأغسطس من كل عام. تبدأ الدراسة لدرجة الماجستير في شهر أكتوبر من كل عام.

٨ - القواعد المنظمة لإستكمال البرنامج :

مادة (٦): تتولى لجنة الدراسات العليا بالكلية عن طريق لجنة تشكل لكل تخصص من أعضاء مجلس القسم التابع له المادة والقسم المانح للدرجة وضع البرنامج التفصيلي للمقررات في حدود الساعات المعتمدة الواردة باللائحة وعند الاختلاف يتم الاسترشاد بمقررات جامعة القاهرة ومقررات الشهادات العالمية الاوربية والامريكية يعتمدها مجالس الأقسام ثم يقرها مجلس الكلية وتشمل هذه الساعات محاضرات نظرية ودروس عملية وتدريب اكلينيكي ومحاضرات وندوات مشتركة.

مادة (٧): يشترط في الطالب لنيل درجة ماجستير التخصص في أحد الفروع الاكلينيكية والعلوم الطبية الأساسية:

أ- حضور المقررات الدراسية والتدريبات الاكلينيكية والعملية والمعملية بصفة مرضية طبقا للساعات المعتمدة.

ب- أن يقوم بالعمل كطبيب مقيم أصلي أو زائر لمدة سنة على الأقل في قسم التخصص بالنسبة للعلوم الاكلينيكية.

ت- أن ينجح في امتحان القسمين الأول والثاني.

ث- اجتياز الطلب لثلاث دورات في الحاسب الآلي (دورة في مقدمة الحاسب – دورة تدريبية متوسطة – دورة في تطبيقات الحاسب الآلي) وذلك قبل مناقشة الرسالة.

ج- اجتياز اختبار التوفيل بمستوى لا يقل عن ٤٠٠ وحدة وذلك قبل مناقشة الرسالة.

أن يقوم باعداد بحث في موضوع تقره الجامعة بعد موافقة مجلس القسم ومجلس الكلية ينتهي باعداد رسالة تقبلها لجنة التحكيم.

9- Students Assessment Methods

ما تقيسة من مخرجات التعلم المستهدفة	الطريقة	م
To assess knowledge and understanding & intellectual skills: From 2.a.1.....2.a.10. and b.1.....2.b.٨.	Written examination including short essay case study, MCQ examination	1
To assess knowledge and understanding, intellectual skills & General & transferable skills 2.a.1.....2.a.10., 2.b.1.....2.b.٨., 2.d.1.....2.d.8.	Oral examination	2
To assess knowledge and understanding, intellectual skills & practical and clinical skills and General & transferable skills: 2.a.1.....2.a.10., 2.b.1.....2.b.٨., 2.d.1.....2.d.8.2.a.1.....2.a.10., 2.c.1.....2.c.8.	Practical & clinical examination	3

Weighting of assessments:

Courses		Degrees			
FirstPart	Course code	Written Exam	Oral Exam	Practical / Clinical Exam	Total
Basic Courses:					
Anatomy	OBGYN601	25	25		50
Physiology	OBGYN602	25	25		50
Pathology	OBGYN603	25	25		50
Microbiology	OBGYN606	12	12		24

PublicHealth	OBGYN607	13	13	26	
General Surgery	OBGYN608	25	25	50	
Internal Medicine	OBGYN605	15 10	15 10	50	
pharmacology	OBGYN604				
Total#				300	
SecondPart					
SpecializedCourses:					
Obstetrics and Gynaecology.	OBGYN	280	220	200	700
Obstetrics	OBGYN9	95	80	100	280
Gynaecology	OBGYN10	95	80	100	280
commentary		90	60	-	140
Total		280	220	200	700

Totaldegrees 1000marks.

300 marks forfirst part

700 forsecondpart

Writtenexam40%(280marks).

Clinicalandoralexams60%(420marks) 🚩

Examinationsystem:

ØFirstpart:

writtenexam3hoursinAnatomy

+Oralexamincludingassessmentofpracticalskills

writtenexamexam3hoursinPhysiology +Oralexam writtenexam 3 hours in

Pathology + Oral exam includingassessment ofpractical

skills written exam 3 hours in Public Health + Microbiology + Oral
 exam including assessment of practical skills
 written exam 3 hours in Internal Medicine + Oral exam + Clinicalexam
 Written exam 3 hours in General Surgery + Oral exam + Clinicalexam
 written exam in pharmacology + oral exam.

ØSecond part:

written exam 3 hours in Obstetrics. + Oral exam + Clinical exam
 Written exam 3 hours in Gynaecology. + Oral exam + Clinicalexam
 Commentary exam in 3 hours

Evaluation of Program:

١٠ - طرق تقويم البرنامج:

Evaluator	Tools	sample
Internal evaluator (s) مقيم داخلي	Focus group discussion Meetings	Report ٢-1
External Evaluator (s) مقيم خارجي	Reviewing according to external evaluator checklist report of NAQAAE.	1-2 Report
Senior student (s) طلاب السنة النهائية	مقابلات , استبيان	جميع الطلبة
Alumni الخريجون	مقابلات , استبيان	مجموعة لا تقل عن ٥٠% من طلبة آخر ٣ دورات
Stakeholder (s) أصحاب العمل	مقابلات , استبيان	مجموعة ممثلة لجميع جماعات العمل
Others طرق أخرى	None	

١١- استراتيجيات التعليم و التعلم علي مستوي البرنامج:

١. استراتيجيات التعلم النشط. Active learning
٢. استراتيجيات التعليم المبني على النتائج. Outcome-based learning
٣. استراتيجيات التعليم المبني على حل المشكلات. Problem-based learning
- ٤- استراتيجيات التعليم المبني على الدليل evidencebased medicine

Program Coordinator:

Name **prof.Ashraf Almashad**

Courses specification

جامعة بنها

كلية الطب البشرى

توصيف مقرر (OBGN 604)

**Medical Microbiology & Immunology Course for Master
Degree in Gynecology &obstetric**

Academic Year 2013-2014

البرنامج أو البرامج التى يقدم من خلالها المقرر :

Master Degree in Gynecology &obstetric

القسم العلمى المسئول عن البرنامج : قسم النساء والتوليد

القسم العلمى المسئول عن تدريس المقرر: **Medical Microbiology and Immuology**
department

السنة الدراسية / المستوى : الأول

٢٠١٣

تاريخ إعتماذ توصيف البرنامج :

(أ) البيانات الأساسية

العنوان :

Microbiology & Immunology Course for Master Degree in OBGYN

الكود: **OBGN 604**

الساعات المعتمدة: **1 hour**

المحاضرة: (total: **1 hour/week =15 hours**)

المجموع: **15**

ساعات الإرشاد الأكاديمى : -

(ب) البيانات المهنية

١ - الأهداف العامة للمقرر :

- 1.1. To educate students about the basic features of general bacteriology, virology, microbial genetics and mycology and to provide students with an understanding of the immune system, its protective functions and its role in the pathophysiology of infectious and non-infectious diseases.
- 1.2. To familiarize students with the common infections and diseases of medical importance, their microbial causes, as well as laboratory diagnosis, treatment, prevention and control of such diseases.
- 1.3. To enable the students to practice the principles infection control.

٢ - النتائج التعليمية المستهدفة للمقرر :

أ - المعرفة والفهم :

By the end of the course, the student should be able to:

- 2.1.1. Illustrate general bacterial morphology, physiology and genetics.
- 2.1.2. identify the host parasite relationship and microbial pathogenesis.
- 2.1.3. Explain the physiology of the immune system, its beneficial role, its interaction with tumors, its deficiency conditions, as well as its detrimental role in hypersensitivity, autoimmunity and transplant rejection
- 2.1.4. Describe the morphology, culture, and antigenic structure and virulence factors of microorganisms of medical importance
- 2.1.5. explain the most important skin and venereal infectious conditions and outline the diagnosis, treatment, prevention and control of the most likely organisms causing such diseases
- 2.1.6. Describe the most important methods of decontamination, sterilization and principles of infection control.
- 2.1.7. Describe the basics of antimicrobial chemotherapy and resistance.
- 2.1.8. discuss the impact of molecular technology in microbiology and immunology.

ب - المهارات الذهنية :

By the end of the course, the student should be able to:

- 2.2.1. Identify medically important bacteria based on microscopic examination of stained preparations.
- 2.2.2. choose various sterilization processes and simple infection control measures

ج - المهارات المهنية الخاصة بالمقرر :

By the end of the course, the graduates should be able to

2.3.1. Identify medically important bacteria, their antibiotic resistance to prescribe the efficient treatment and tests for their diagnosis.

2.3.٢. use various sterilization processes and simple infection control measures to avoid transmission of infection, outbreaks, surgical site infection, etc.....

د - المهارات العامة :

By the end of the course, the graduates should be able to

2.4.1. Respect for patients' rights and involve them and /or their caretakers in management decisions.

2.4.2. Adopt an empathic and holistic approach to the patients and their problems.

2.4.3. Respect the role and the contributions of other health care professionals regardless their degrees or rank (top management, subordinate or colleague).

2.4.4. Conduct counseling sessions for prevention & control of different conditions for healthy individuals, for patients as well as their families .

٣ - محتوى المقرر :

Subject	Lectures (hrs)	% of total
Bacterial Cell Structure Host parasite relationship Bacterial genetics (application of recombination and gene therapy) Antimicrobial chemotherapy Disinfection and Sterilization	1	6.3
Staphylococci , streptococci, Neisseria gonorrhoeaand Clostridium group except botulism	1	6.3
Gram negative bacilli (coliform,proteus,pseudomonas) Haemophilus Spirochaetes (syphilis) Chlamydiae Mycoplasmas Lactobacillus Listeria	1	6.3
Applied Microbiology: urinary tract infection, sexually transmitted diseases , diseases transmitted from the mother to the fetus , Hospital acquired infections.	1	6.3

<i>General virology</i> Structure Lab. Diagnosis (idea) Viral replication (idea) Antiviral chemotherapy Antiviral immunity Pathogenesis of viral diseases viral vaccines	1	6.3
human immunodeficiency virus (HIV) Rubella virus hepatitis Viruses Herpesviruses Adenoviruses Papilloma viruses Molluscum contagiosum Oncogenic viruses	1	6.3
General Mycology Antifungal agents Candidiasis	1	6.3
<u><i>Basic Immunology</i></u> <ul style="list-style-type: none"> • Cells of immune response. • Natural &acquired immunity. • Immune response. • Antigens,antibodies ,complement and cytokines. • Cell mediated immunity • MHC • Apoptosis&necrosis • Superantigen 	2	12.6
<u><i>Special Immunology</i></u> <ul style="list-style-type: none"> • Hypersensitivity • Autoimmune diseases • Immunodeficiency diseases • Tumor immunology • Transplantation immunology 	2	12.6
Total	15	100

4- أساليب التعليم والتعلم:

1. Lectures.
2. Small group discussion with case study and problem solving.

3. Assay (using library & internet)

٥ - أساليب تقييم الطلاب

5-A) ATTENDANCE CRITERIA:

1. Log book

5-B) Assessment TOOLS:

Tool	Purpose (ILOs)
Written examination	To assess knowledge acquisition, including problem solving
Oral examination	To assess understanding and stability of knowledge given, attitude and presentation.

5-C) TIME SCHEDULE:

Exam	Week
5- Final exam	at (May or September)

النسبة المئوية لكل تقييم :

5-D) Weighting System:

Examination	Marks allocated	% of Total Marks
- Final exam:		
a- Written	50	50%
c- Oral	50	50%
Total	100	100%

- Passing grades are:

EXCELLENT >85%, VERY GOOD 75- 85%, GOOD 65- 75% and FAIR 60-65%.

FORMATIVE ASSESSMENT:

- Student knows his marks after the Formative exams.

5-E) Examination description:

Examination	Type	Description
Final Examination	1. Written	A one and half hours written paper composed of short essay-type questions, Case study and MCQ
	3. Oral	One oral examination station with 2 staff members (10-15 minutes: 4-5 questions)

6 - قائمة المراجع

٦ - ١ - مذكرات المقرر

1. Jawetz, Melnick and Adelberg's *Medical Microbiology*
2. *Mackie & McCartney Practical Medical Microbiology*.
3. Abul K. Abbas Cellular and molecular immunology.

٦ - ٢ - الكتب الدراسية

1. Microbiology an introduction
2. Lpincott's Microbiology illustrated review.
3. Medical Microbiology: Department book .
4. Lectures on Medical Virology: Department book.
5. Basic Immunology: Department book.

٦ - ٣ - مجلات دورية ، مواقع إنترنت

1. asmnews@asmusa.org
2. <http://www.phage.org/black09.htm>
3. http://www.microbe.org/microbes/virus_or_bacterium.asp
4. <http://www.bact.wisc.edu/Bact330/330Lecturetopics>
5. http://whyfiles.org/012mad_cow/7.html
6. <http://www.microbelibrary.org>
7. <http://www.hepnet.com/hepb.htm>
8. http://www.tulane.edu/~dmsander/Big_Virology/BVHomePage.html
9. <http://www.mic.ki.se/Diseases/c2.html>
10. <http://www.med.sc.edu:85/book/welcome.htm>
11. http://www.bioiogy.arizona.edu/immunology/microbiology_immunology.html

٧ - الإمكانيات المطلوبة للتعليم والتعلم

Facilities used for teaching this course include:

- Department lectures
halls: 1
- Department Equipped Laboratories : 2

- تم مناقشة التوصيف وإعتماده بمجلس القسم المنعقد بتاريخ : 2013-2014
أستاذ المادة :
رئيس القسم :

Prof. Wafaa Al Shafei

Medical Microbiology &

Immunology

Staff members

التوقيع :

التاريخ : 2013-2014

Department Of Obstetrics & Gynecology



قسم أمراض النساء والتوليد



Benha University
Faculty of Medicine
Department of pathology.

Course Specification

Course title: Human Pathology for : Master degree of Gynecology & Obestetric

(Code): OBGN703

Academic Year (2013-2014)

- **Department offering the course:** Human Pathology Department
Academic year of (اسم البرنامج MD, MSc,) program: 2013-2014
- **minor elements of the program:** Gynecology & Obestetric
- **Academic level:** Master degree
- **Date of specification approval:**
 - Department council no....., date.....2013.....

A) Basic Information:

- **Allocated marks:** marks
- **Course duration:** 15 weeks of teaching
- **Teaching hours:** من الأثح hours/week = 19 total teaching hours

	Hours / week	Total hours
1- Lectures		11-1/2
2- Small group teaching / tutorials		
3- Practical		7-1/2

4- Others		
Total		19

B) Professional Information:

1- Overall Aim of the Course:

- 1.1. Good application of basic pathological knowledge essential for the practice of general surgery .
- 1.2. providing basic and specialized services in relation with biopsy diagnosis in the practice of medicine and investigations.
- 1.3. Application of special knowledge & its integration with others that have relation with the special practice
- 1.4. Awareness of the running problems as early tumor detection and diagnosis of most of human body system.
- 1.5. Diagnosis of practical problems as cases study and clinical assessments
- 1.6. Having fundamental knowledge of medical disciplines related to their clinical applications & able to use different technological tools as computer in the field of general surgery
- 1.7. Having acquired competency to be teacher, trainer, researcher and leader in the field.
- 1.8. Diagnosis, problem solving and decision making skills necessary for proper evaluation and management.
- 1.9. development of recent tools & ways essential for medical practice.
- 1.10. Awareness of his role in the progress of society and govern the environment in the light of international & local changes.
- 1.11. honesty and respect the practical rules.
- 1.12. Lifelong learning competencies necessary for continuous professional development.

2- Intended Learning Outcomes (ILOs):

2.a. Knowledge and understanding:

By the end of the course, students should be able to:

- 2.1.1. discuss the dissection of different types of biopsies.
- 2.1.2. Identify laws in relation to the practical work, medical practice and be acquainted with related relevant amendments and also related judgments passed by constitutional courts .
- 2.1.3. Mention the management & diagnosis of cases.
- 2.1.4 Describe the clinical manifestations and differential diagnosis of common pathological cases.
- 2.1.5. Recognize the scientific basis and interpretation of various diagnostic modalities essential for general surgery
- 2.1.6. Identify the principles that govern ethical decision making in clinical practice as well as the pathological aspect of medical malpractice.
- 2.1.7. Identify ethics of medical research.
- 2.1.8. Identify basic knowledge & theories needed to support literature retrieval and further research capabilities.
- 2.1.9. explain the importance of life-long self-learning required for continuous professional development.
- 2.1.10. Identify the scope and impact of human rights law on persons and groups.

2.b. Intellectual Skills:

By the end of the course, students should be able to:

- 2.2.1. problem and make decision skills necessary for proper evaluation and management.
- 2.2.2. identify the risky problems that could be met during taking biopsies
- 2.2.3. interpret the clinical and investigational database problem to be proficient in clinical solving.

2.2.5. choose the most appropriate and cost effective diagnostic procedures for each problem.

2.2.7. design the formula of research hypothesis & questions.

2.c. Practical and Clinical Skills:

By the end of the course, students should be able to:

2.3.1. Diagnose , assess and evaluate of cases and investigation.

2.3.2. Diagnose all important pathological aspects for early cancer detection and assessment.

2.3.3. Perform the gross examination and able to describe the findings of different organs efficiently

2.3.4. Diagnose and manage different cases

2.3.5. perform the assessment of reports like cancer assessment report, cytological report and immunohistochemical report.

2.3.6. perform different technical skills in his special practice.

2.d. General and transferable Skills:

By the end of the course, students should be able to:

2.4.1. Perform the work effectively as a member or a leader of an interdisciplinary team and

2.4.2. Perform the evaluation of others by putting rules & regularities .

2.4.3. Perform life-long self-learning required for continuous professional development

2.4.4. Perform communication technology to remain current with advances in knowledge and practice by using the sources of biomedical information.

2.4.5. perform self criticism. .

2.4.6. Perform information by all means, including electronic means.

3- Course contents:

Subject	Lectures (hrs)	Tutorial / Small group discussion (hrs)	Practical (hrs)	Total (hrs)	% of Total
General Pathology					
Cell response to injury, Stem cells and repair, Tissue deposits	1		0	1	
Inflammation ,Granulomas ,Viral disease	1		1	2	
Disturbance of growth Neoplasia, Developmental and genetic diseases	1		1	2	
Circulatory disturbances, Radiation Basic imunopathology	1		0	1	
Diagnostic methods in pathology	1/2		0	1/2	
Special Pathology					
Diseases of the vulva	1/2		1/2	1	
Diseases of vagina	1		1/2	1-1/2	
Diseases of cervix and uterus	1-1/2		2	3-1/2	
Diseases of Placenta: fallopian tubes	1		0	1	
Diseases of the ovary	1		2	3	
Cytology	1		1/2	1-1/2	
Types of biopsies. Diagnostic methods	1/2		0	1/2	
Tumor markers & their role in gynecology&obstetric	1/2		0	1/2	
Total	11-1/2		7-1/2	19	100

4- Teaching and learning methods:

METHODS USED:

4.1-General lectures & interactive learning.

4.2-Small group discussions and case studies

4.3-Practical sessions

a- Histopathology slide lab

b- Museum of pathology.

TEACHING PLAN:

*Lectures: Division of students into groups
/week, Time from to .*

Tutorials: Obstetrics & Gynecology

Practical classes

Time plan:

Item	Time schedule	Teaching hours	Total hours
Lectures	times/week; one hour each between to		
Practical	hours / week		
Tutorial	hours / week		
Total			

5- Students Assessment methods:

5-A) ATTENDANCE CRITERIA: Faculty bylaws

5-B) Assessment Tools:

Tool	Purpose (ILOs)
Written examination	to assess knowledge, understanding & intellectual skills
Oral examination	to assess knowledge understanding & attitudes
Practical examination	to assess professional and practical skills

5-C) TIME SCHEDULE: Faculty bylaws

Exam	Week
1- First part: - written	At the end of the course
2- Second part: - written - oral	
3- Thesis	
4- Assignments & other activities	

5-D) Weighting System:

Examination	Marks allocated	% of Total Marks
1- First part: a- Written b- Practical c- Oral		
2- Second part: a- Written b- Practical c- Oral		
3- Thesis		
4- Assignments & other		
Total		

- The minimum passing & Passing grades (Faculty bylaws).

FORMATIVE ASSESSMENT:

Student knows his marks after the Formative exams.

5-E) Examinations description:

Examination	Description
1- <u>First part:</u> a- Written	e.g. MCQs, shorts assay, long essay, case reports, problem solving..... e.g. Do, identify

b- Practical c- Oral	e.g. How many sessions
2- <u>Second part:</u> a- Written b- Practical c- Oral	e.g. MCQs, shorts assay, long essay, case reports, problem solving..... e.g. Do, identify e.g. How many sessions
3- <u>Thesis:</u>	
6- Assignments & other activities	e.g. Assignments, projects, practical books etc
Total	

6- List of references:

- 6.1- Basic materials: Department Of
Obstetrics & Gynecology
- e.g. Department book:
- 6.2- Essential books (text books):
- 6.3- Recommended books:
- 6.4- Periodicals, Web sites, ... etc:

7- Facilities required for teaching and learning:

Facilities used for teaching this course include:

- Lecture halls:
- Small group classes
- Laboratory
- Information technology / AV aids
- Models etc

Course coordinator: prof. dr. Hala A. Agina

Head of Department: prof. dr. Abd Alatif El balshy

Date: 2013



Benha University.

Faculty of Medicine.

Department of physiology.

2013-2014

Course Specifications

Course title: PHYSIOLOGY FOR level Master Gynecology &obstetrics

Code: OBGN 602

Academic Year (2013-2014)

A- Basic Information

- **Department offering the course: PHYSIOLOGY level Master Gynecology &obstetrics (2013 – 2014).**
- **Date of specification approval: department council date 9/2013.**
- **Allocated marks: 200marks.**
- **Course duration: 15 weeks of teaching.**

Teaching hours: 1 credit hour .

- **credit hours / week = 15hrs total teaching hours.**

	Hours / week	Total hours
1- Lectures	1hr/week for 15 weeks	15 hrs

B- Professional Information

1 – Overall Aims of Course

1.1. Physiology course aims at approaching to the detailed knowledge of human physiology.

1.2. Facilitate understanding the clinical data for the student in the clinical practice.

1.3. Develop skills associated with improved health care and health care services.

1.4. activation and improvement of the role of staff members in research projects in collaboration with research centers and other organizations.

1.5. Basic scientific knowledge essential to practice medicine at the primary level of health, dealing with health problems commonly met-with- in clinical practice with proper awareness of the social and community contexts of health care.

1.6. Basic scientific knowledge essential for establishing & maintaining good doctor/ patient relationship.

1.7. Basic scientific knowledge essential for following the rules of medical ethics .

1.8. Diagnostic, problem solving and decision making as well as communication skills necessary for proper evaluation and management of health problems.

1.9. Appropriate ethical and professional education necessary for demonstrating appropriate attitudes with patients and colleagues.

1.10. Life long learning competencies necessary for continuous professional development.

1.11. Research education as related to medical practice & post graduation development

1.12. Basic administrative skills necessary for delivery of health service.

– **Intended learning outcomes of course (ILOs)**

2.1- Knowledge and understanding:

By the end of this course, students should be able to:

2.1- List according to priority the main functions of systems, organs and cells.

2.2- Explain and describe the basic and detailed physiological processes in correct medical terms and in correct order.

2.3- Memorize important physiological definitions and laws.

2.4- understand the different mechanisms of homeostasis and how to use it in applied physiology.

2.6- identify the detailed knowledge of physiology and predict how to connect it with gynecology and obstetrics.

2.2- Intellectual skills:

By the end of this course, students should be able to:

2.2.1- Identify deviations from the normal physiology and its effects.

2.2.2- Translate the consequences of physiological disorders into clinical manifestations and vice versa (interpret clinical manifestations into physiological data).

2.2.3- Illustrate physiological information in the form of simplified diagrams with complete data on it.

2.2.4- Interconnect different branches of physiology to each other and to other branches of medicine.

2.2.5- Analyze any physiological curve.

2.2.6- Compare homologous physiological structures and processes.

2.2.7- analyze and summarize updated physiological information.

2.3- Professional and practical skills:

By the end of this course, students should be able to:

2.3.1- Perform efficiently the appropriate steps and procedures in measuring pulse, respiratory rate and arterial blood pressure.

2.3.2- Perform simple experimental blood tests and the use of this data in problem solving.

2.3.3- Read a normal ECG paper.

2.4.- General and transferable skills

By the end of this course, students should be able to:

2.4.1- Show discipline and appropriate manners when working in a lab and cooperation with his colleges and respect towards general property and how to handle learning facilities with care.

2.4.2- Deal properly and cautiously in a lab.

2.4.3- Use the sources of biomedical information to remain current with the advances in knowledge & practice.

2.4.4- Participate in community development and in drawing up and implementing development policies and plans.

2.4.5- Perform tests showing the molecular, biochemical, and cellular mechanisms that are important in maintaining the body's homeostasis.

2.4.6- Demonstrate the macroscopic and microscopic criteria of the altered structures and functions of the body and its major organ systems that are seen in various diseases and conditions.

2.4.7- Perform routine technical procedures; diagnostic and therapeutic (including life support).

2.4.8- Apply the principles of disease surveillance and screening, communicable disease control, health promotion and health needs assessment as well as counseling practices.

3-Content:

-Reproduction Physiology

-Estrogen.

-Progesterone.

-Prolactin.

-Oxytocin .

-ADH.

-Testosterone.

- Spermatogenesis.
- Thyroid Hormones.
- Parathyroid hormones.
- Calcium Homeostasis.
- Arterial Blood Pressure & Its Regulation.
- Capillary Circulation & Edema.
- Hemorrhage & Shock.
- Anemias.
- Hypoxia.
- Water & Electrolyte Balance.
- Pain & Pain Control.
- Hemostasis.

-Acid Base balance

Fever

Regulation of respiration

Gas transport

4- Teaching and learning methods:

4.1. Methods used

4.1-1.General lectures

4,1.2.-Seminars

4,1.3-Confrences

4-2-Teaching plan;Time plain:

Item	Time schedule	Teaching hours
Lectures	1Time/week (each time 1hours)	15hours

5- Student assessment methods:

5-a) Assessment TOOLS:

Tool	Purpose (ILOs)
Written examination	To assess knowledge acquisition, including MCQs and problem solving
Oral examination	To assess understanding and stability of knowledge given, attitude and presentation.

5-b) TIME SCHEDULE:

Exam	Week
5- Final exam	at end of second term (May-June)

5-c-Assessment time schedule

Assessment 1... Written and oral

5-d-weighting system (formative or summative).

D) Weighting System:

Examination	Marks allocated	% of Total Marks
2- Final exam:		
a- Written	100	50%
b- Oral	100	50%
Total	200	100%

5-E) Examination description:

Examination	Type	Description
Final Examination	1. Written	written paper composed of short essay-type questions, long essay.
	3. Oral	One oral examination station with 2 staff members (10-15 minutes: 4-5 questions)

6- List of references

6.1- Course notes

Theoretical and practical books are available from faculty bookshops.

6.2- Essential books (text books)

Poul-Erik Paulev(2000): Medical Physiology And Path Physiology

Essentials and clinical problems.

6.3- Recommended books

Poul-Erik Paulev (2002):): Medical Physiology Textbook

6.3- Periodicals, Web sites, ... etc

www.jap.physiology.org.

www.physiologyonline.physiology.org/cgi/content

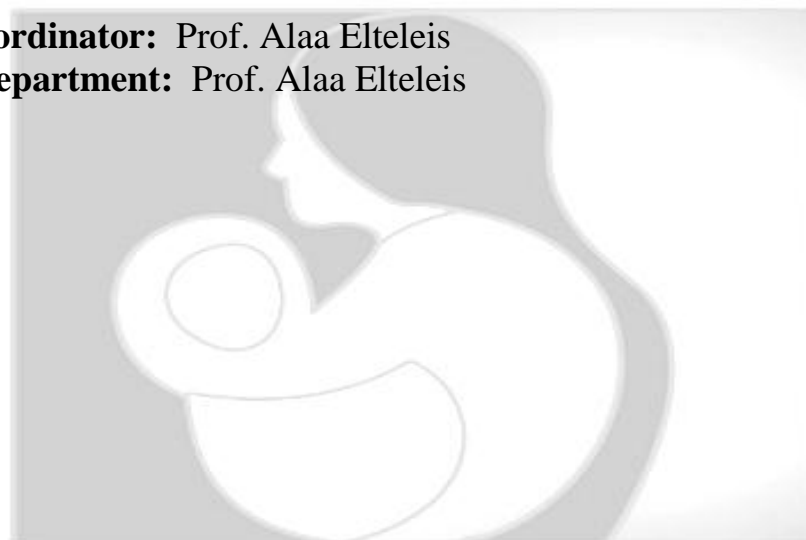
7- Facilities required for teaching and learning

1. Data show.
2. Overhead projector.
3. Postgraduate laboratories with their equipments!

Course coordinator: Prof. Alaa Elteleis

Head of Department: Prof. Alaa Elteleis

Date:2014



قسم امراض النساء والتوليد



Benha University.
Faculty of Medicine.
Department of surgery

2013-2014

Course Specifications

Course title: general surgery FOR Obstetrics & Gynecology master
Code: OBGN 605

Academic Year (2013-2014)

- **Department offering the course:** GENERAL surgery for Obstetrics & Gynecology master (2013-2014).

Date of specification approval: Department of Surgery Council dated , 9/2013.

A- Basic Information

- **Allocated marks:** 100 marks.
- **Course duration:** 15 weeks of teaching.

Teaching hours

- 1.5 credit hours

	Hours / week	Total hours
1- Lectures	1hr/week for 15 weeks	15 hrs
2-clinical rounds	1.5h/week for 15 weeks	45 hrs

B- Professional Information

1-Program Aims

The aim of the program is to provide the **Master student of Obstetrics & Gynecology** educational experience necessary for general practice, residency programs, medical research, public health or health service administration through helping them:

1.1. To identify Basic scientific knowledge essential to practice surgery at the primary level of health, dealing with health problems commonly met-with- in clinical practice with proper awareness of the social and community contexts of health care.

1.2. To produce surgeons who are prepared to understand the basic scientific knowledge essential for establishing & maintaining good doctor/ patient relationship.

1.3. To educate students basic scientific knowledge essential for following the rules of medical ethics.

1.4. To teach students communication skills necessary for proper evaluation and management of health problems related to surgery.

1.5. To upgrade students' abilities in Diagnostic & therapeutic protocols of surgical diseases and emergencies; as well as problem solving and decision making.

1.6. To appropriate ethical and professional education necessary for demonstrating appropriate attitudes with colleagues.

1.7. To provide Lifelong learning competencies necessary for continuous professional development.

1.8. To raise students acquiring research education knowledge related to surgical practice & future development.

1.9. To give students basic administrative skills necessary for delivery of

health service.

1.10. To prepare students who are able to acquire competences and experience to effectively manage patients with different surgical diseases.

1.11. To make students understand the physical signs and how to detect these signs.

2- Intended Learning Outcomes (ILOs)

2.a. Knowledge and Understanding:

By the end of the course the students will be able to:

- **identify the basics of general surgery and emergency**
- **identify items of the history beside the methods of investigations of different diseases.**
- **Describe the ways of non-surgical and surgical treatments.**
- **Be able to take the decision of best methods of treatments and the perfect time for surgical intervention.**
-

2.b. Practical and Clinical Skills:

By the end of the program the students will be able to:

- ❖ **prepare the patient for surgery.**
- ❖ **provide proper post operative care.**
- ❖ **manage post operative complications**
- ❖ Obtain a complete or focused history taking.
- ❖ Utilize the skills of inspection & palpation & percussion and auscultation in detecting the body physical abnormalities and mental status.
- ❖ Do routine technical procedures both diagnostic and therapeutic.
- ❖ Perform basic routine surgical procedures.

- ❖ Apply the principles of sterile techniques and infection control.

2.c. Professional Attitude and Behavioral skills:

By the end of the program the students will be able to:

- Adopt an empathic and holistic approach to the patients and their problems.
- Show respect for patients' rights and involve them and /or their caretakers in management decisions.
- Demonstrate respect to all patients irrespective of their socioeconomic levels, culture or religious beliefs using appropriate language to establish a good patient-physician relationship.
- Respect the role and the contributions of other health care professionals regardless their degrees or rank (top management, subordinate or colleague)..
- Conduct counseling sessions for prevention & control of different conditions for healthy individuals, for patients as well as their families.
- Reflect critically on their own performance and that of others, to recognize personal limitations regarding skills and knowledge to refer patients to appropriate health facility at the appropriate stage.
- Respect the patient's dignity, privacy and information confidentiality with delivering care after patient's consent.
- Show non-prejudice in their approach to others to treat all patients equally regardless of believes, culture, and behaviors.
- Demonstrate respect and Work effectively as a member or a leader of an interdisciplinary team.

- Establish good relations with colleagues to share all types of inter-professional activities including shared learning.
- Select the most appropriate and cost effective to & therapeutic procedures for each problem.
- Notify/report about any physical or mental conditions related to himself, colleagues or any other person that might jeopardize patient's safety.

2.d. Communication skills:

By the end of the program the students will be able to:

- ❖ Communicate clearly, sensitively and effectively with patients and their relatives, and colleagues from a variety of health and social care professions:
- ❖ Explain to the patient or the patients relatives the nature of illness, the diagnostic plan, the treatment options and the possible complications in such a way that is easily understood to provide appropriate basic health education.
- ❖ Establish good relations with other health care professionals regardless their degrees or rank (top management, subordinate or colleague)..
- ❖ Recognize the therapeutic value of good communications to communicate effectively with individuals regardless of their social, cultural, ethnic backgrounds, or their disabilities.
- ❖ Cope up with difficult situations as breaking news.
- ❖ Show sympathy to the patients and their relatives in situations of stress and grief.

- ❖ Respect patients and their relatives, superiors, colleagues and all members of the health profession.

2.e. Intellectual Skills:

- ❖ By the end of the program the students will be able to:
- ❖ Combine the clinical and investigational database to be proficient in clinical problem solving:
- ❖ Generate a list of initial diagnostic hypotheses (differential diagnosis) for each problem.
- ❖ Analyze all sources of information in addition to the patient interview to Interpret and evaluate the medical history. Such sources include family or friends, medical records and other health care professionals, to overcome limitations regarding information.
- ❖ Think of the diagnosis.
- ❖ Interpret patient symptoms and physical findings in terms of their anatomic, pathologic and functional diagnostic significances.
- ❖ Create a diagnostic hypothesis.
- ❖ Confirm the diagnosis by appropriate instrumental & radiological and laboratory tests.
- ❖ Application of medical statistics for collecting, presenting, analyzing and interpreting medical data precisely.
- ❖ Classify factors that place individuals at risk for disease or injury, to determine strategies for appropriate response.
- ❖ Design an initial course of management for stabilization of patients

with serious illnesses.

- ❖ Establish lifelong learning in order to be able to retrieve, analyze, and evaluate relevant and current data from literature, using information technologies and library resources, in order to help solve a clinical problem based on evidence (EBM).
- ❖ Select the patient who needs an operation.
- ❖ Balance the advantages and disadvantages of different methods.

2.f. General and Transferable Skills:

By the end of the program the students will be able to:

- ❖ Demonstrate respect to all patients irrespective of their socioeconomic levels & cultural or religious beliefs.
- ❖ Explain to the patient or the relatives the nature of illness and the plan of management.
- ❖ Work within limits of knowledge and experience.
- ❖ Establish life-long self-learning required for continuous professional development.
- ❖ Use the sources of biomedical information and communication technology to remain current with advances in knowledge and practice.
- ❖ Retrieve, manage, and manipulate information by all means, including electronic means.
- ❖ Present information clearly in written, electronic and oral forms.

- ❖ Establish effective interpersonal relationship to Communicate ideas and arguments.

3-General surgery course for postgraduates

Master Obstetrics & Gynecology

Curriculum Protocol of General Surgery

Subjects	Teaching staff
<p><u>accident and emergency surgery</u></p> <ul style="list-style-type: none"> ➤ introduction and epidemiology ➤ mechanism of injury ➤ modern management of the injured ➤ the advanced trauma life support approach ➤ prehospital retrieval and management ➤ management in hospital ➤ perioperative pain relief (acute pain management) ➤ postoperative pain management <p><u>chronic pain relief</u></p> <p><u>emerging concepts and techniques critical care</u></p> <p><u>fluids & electrolyte balance and blood transfusion fluids</u></p> <ul style="list-style-type: none"> ➤ electrolyte balance ➤ acid-base balance ➤ Parenteral fluid therapy <p><u>blood transfusion</u></p> <p><u>hemorrhage and shock</u></p> <p><u>wounds</u></p> <ul style="list-style-type: none"> ➤ wound healing ➤ classification of wound ➤ wound infection ➤ classification of wound 	<p>Staff of general surgery department</p>

- **wound excision**
- **wound closure**
- **types of wound**
- **chronic wounds**

day surgery

- **introduction**
- **definition**
- **historical**
- **the benefits and caveats of day-case surgery**
- **the day surgery unit**
- **postoperative morbidity after day surgery**
- **the essentials of good day surgery**
- **children in day surgery**
- **the future of day surgery**

thyroid gland

- **multiple and mass casualties the thyroid gland and**
- **thyroglossal tract**
- **ectopic thyroid and anomalies of the thyroglossal tract**
- **test of thyroid function**
- **hypothyroidism**
- **thyroid enlargement**
- **hyperthyroidism**

➤ **Neoplasms of the thyroid**

➤ **thyroiditis**

the breast

➤ **comparative and surgical anatomy**

➤ **investigation of the breast**

➤ **the nipple**

➤ **benign breast disease**

➤ **congenital abnormalities**

➤ **carcinoma of the breast**

➤ **treatment of cancer of the breast**

➤ **carcinoma of the breast**

➤ **treatment of cancer of the breast**

➤ **screening for breast cancer**

➤ **familial breast cancer**

➤ **hormone replacement therapy**

➤ **treatment of advanced breast cancer**

➤ **other tumors of the breast**

venous disorders

➤ **introduction**

➤ **anatomy of the venous system in the limbs**

➤ **venous Pathophysiology**

➤ **venous incompetence varicose veins**

➤ **venous incompetence deep vein incompetence
investigation of venous disease**

➤ **management of patients with varicose veins**

Department Of
Obstetrics & Gynecology



قسم امراض النساء والتوليد

- venous thrombosis

Abdomen and Gastrointestinal tract

- acute peritonitis
- subphrenic abscess
- special forms of peritonitis
- Tuberculous peritonitis
- ❖ **intestinal obstruction**
- introduction
- Dynamic obstruction
- acute intestinal obstruction
- treatment of acute intestinal obstruction volvulus
- acute intestinal obstruction of the newborn
- chronic intestinal obstruction
- a dynamic obstruction
- ❖ **the vermiform appendix**
- introduction
- anatomy
- acute appendicitis
- acute appendicitis
- differential diagnosis
- investigation
- treatment
- appendicectomy
- management of an appendix mass

Department Of
Obstetrics & Gynecology

قسم امراض النساء والتوليد

- recurrent acute appendicitis
- less common pathologic conditions

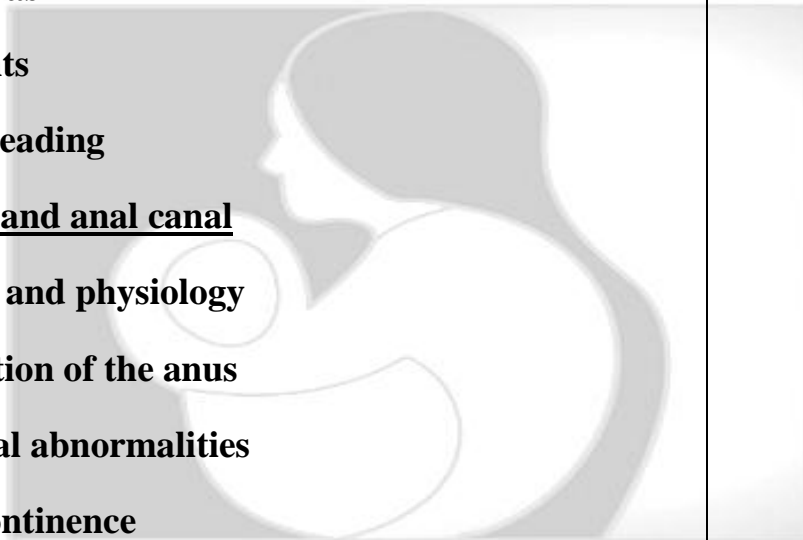
❖ the rectum

- anatomy
- clinical features of rectal disease
- prolapse
- proctitis
- solitary rectal ulcer
- benign tumors
- carcinomas
- treatments
- further reading

❖ the anus and anal canal

- anatomy and physiology
- examination of the anus
- congenital abnormalities
- anal incontinence
- anal fissure
- hemorrhoids
- pruritis ani
- anorectal abscesses
- fistula
- nonmalignant strictures
- malignant tumors

Department Of
Obstetrics & Gynecology



قسم امراض النساء والتوليد

❖ **hernias ,umbilicus and abdominal wall**

- **hernias**
- **general features common to all hernias**
- **individual features of hernias**
- **umbilicus**
- **the abdominal wall**

urinary system

- **urinary symptoms. investigation of the urinary tract. anuria**
- **urinary symptoms**
- **investigation of the urinary tract**
- **anuria**
- **ureter**
- **injuries to the ureter**
- **the urinary bladder**
- **surgical anatomy and physiology**
- **rupture of bladder**
- **injuries to the male urethra**

theatre safety

- **introduction**
- **theatre design**
- **preoperative preparations**
- **patient preparations**
- **patient movement**
- **operating theatre**

Department Of
Obstetrics & Gynecology



قسم امراض النساء والتوليد

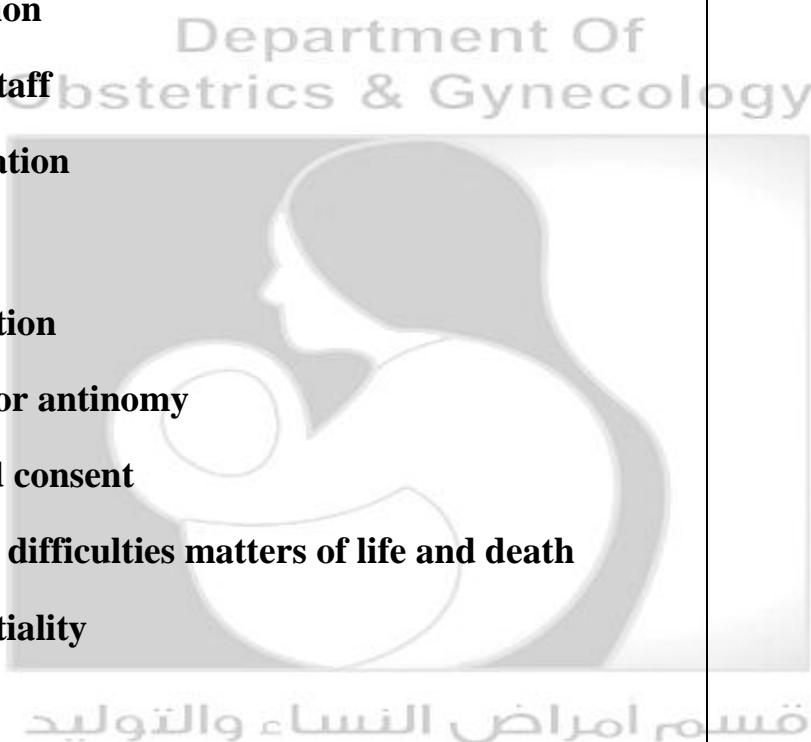
- the recovery room
- transfer of the patient to the ward
- management of the operating suite
- summary

sterile precaution

- introduction
- the theater
- sterilization
- disinfection
- theatre staff
- the operation

surgical ethics

- introduction
- respect for autonomy
- informed consent
- practical difficulties matters of life and death
- confidentiality
- research
- maintaining standards of excellence



4- Teaching and learning methods:

4.1.methods used:

- 4.1-1-General lectures
- 4.1.2-seminares
- 4.1.3-confrences
- 4.1.4-clinical rounds

4.1.5-Training in surgical skill lap.

4-2-teaching plan

Time plain:

Teaching hours	Time schedule	Item
15	1Time/week (each time 1hours)	Lectures
22.5	1 time/week (each time 1.5 hours)	Clinical rounds

4-3-teachin staff:

*Prof. Dr. / Atef Adel -Gani.

*Dr./ Ashraf Abdel Kader.

5- Student assessment methods:

5-a) Assessment tools:

Purpose (ILOs)	Tool
To assess knowledge acquisition, one paper: including MCQs, short essays and problem solving	Written examination
To assess understanding and stability of knowledge given, attitude and presentation.	Oral examination
To asses ability of history taking and clinical examination, including one long case.	Clinical examination

5-b) time schedule:

Week	Exam
at end of second term (May-June)	5- Final exam

5-c-Assessment time schedule

Assessment ... Written, oral and clinical

5-d-weighting system (formative or summative).

D) Weighting System:

% of Total Marks	Marks allocated	Examination
------------------	-----------------	-------------

50%	50	2- Final exam:
25%	25	a- Written
25%	25	b- Oral
		c-clinical
100%	100	Total

- Passing grades are: EXCELLENT >85%, VERY GOOD 75- <85%, GOOD 65- <75% and FAIR 60-<65%.

FORMATIVE ASSESSMENT:

- Student knows his marks after the Formative exams.

5-E) Examination description:

Description	Type	Examination
Written paper: composed of short essay-type questions, long essay.	1. Written	Final Examination
One oral examination station with 2 staff members (10-15 minutes: 4-5 questions)	3. Oral	
One session containing one long case with 2 staff members	3-clinical	

6- List of references

6.1- Basic materials:

- Department book: under preparation.
- course notes prepared by some of the professors in the department.

6.2- Essential books (text books):

6.2.a- Bailey & love (short practice of surgery): edited by Russell., R.C.G., Williams, N.S & Bulstrode, C.J.K., 2004, Arnold-London.

6.2.b- Kirk (Essential general surgical operations), edited by R.M. Kirk,

2nd edition, 2007, Elsevier, London&Oxford and Toronto.

6.2.c- Clinical surgery, edited by Michael M. Henry & Jeremy N. Thompson, 2nd edition, 2005, Elsevier, London&Sydney&Toronto

6.3- Recommended books:

6.3.a-Current (diagnosis & treatment) edited by Gerard M. Doherty, 13th edition,2010, McGraw Hill medical, New York&Madrid&Sydney.

6.3.b-Sabiston (textbook of surgery), edited by Courtney M. Townsend, 18th edition, 2008, Elsevier, Canada.

6.4- Periodicals, Web sites, ... etc:

6.4.a. Periodicals:

*British journal of surgery.

*American journal of surgery.

6.4.b. Web sites:

*www.emedicine.com.

*www.midline.com.

*www.websurge.com

*www.medescape.com

7- Facilities required for teaching and learning:

Facilities used for teaching this course include:

*Lecture halls.

*Data shows & computer assistance.

*Endoscopes.

*Small group classes.

*Instruments.

*Operating rooms.

*Training surgical skill lap.

Course coordinator:Prof. Dr. / Mohamed Mostafa Abdel Wahab

Date: 9/2013.

Community Medicine

- 1. Program on which the course is given:** Master & Master Degree in Obstetrics & Gynecology. **2013-2014**
- 2. Major or minor element of the program:** Minor.
- 3. Department offering the program:** Obstetrics & Gynecology Department.
- 4. Department offering the course:** Community Medicine department.
- 5. Academic Year/Level:** First Part.
- 6. Date of specification approval:** department council, date 9/2013.
Revised & approved By Prof. Dr. Mahmoud Fawzy El Gendy .

- **Course title:** Community Medicine
- **Code:** OBGN.....
- **Credit hours:** 1 credit hour for one semester

1. Overall Aims of the Course:

Basic scientific knowledge of epidemiology of the diseases.

Integrating scientific knowledge in public health to manage health problem affecting females in all age groups.

Awareness of the current health problems and new methods for diagnosis.

Developing new methods and tools for practice.

Appropriate communication and leading team work in different professional fields.

Decision making using the available data.

Appropriate utilization of the available resources and finding new sources.

Taking active role in the community to prevent health problems.

Maintain Ethical behavior.

A- Knowledge and understanding:

By the end of the course, students should be able to:

A.1 identify the basic and advanced knowledge in epidemiology of communicable & non communicable diseases especially those affecting females in childbearing period and the most appropriate means of prevention and control.

A.2 discuss basic and advanced knowledge in research methodology & statistical analysis of data.

B. Intellectual skills:

By the end of the course, students should be able to:

B.1 Analyze and evaluate scientific basic knowledge about health problems and to do conclusions from it.

B.2 design scientific research that adds to knowledge.

B.3 Formulate scientific papers.

B.4 Plan for developing performance in maternal health field.

B.5 Make decisions according to situations.

B.6 Innovate in maternal health practices.

B.7 Engage in evidence based discussions.

C. Professional and practical skills:

By the end of the course, students should be able to:

C.1 Adopt basic and new skills in public health field.

C.2 Evaluate and develop the used methods in the field of public health.

C.3 Use technological methods in professional practice.

C.4 Plan to improve professional performance and develop others' performance

D. General and transferable skills:

By the end of the course, students should be able to:

D.1 Communicate effectively.

D.2 Use the sources of biomedical information and communication technology to remain current with advances in knowledge and practice.

D.3 Educate mothers all issues concerning their health.

D.4 Evaluate self performance and continue to learn.

D.5 Use different sources of data and knowledge.

D.6 Work effectively as a member or a leader of an interdisciplinary team.

D.7 Manage scientific meetings and manage time.

Topics	Hours of Lectures	Practical/Tutorial	ILOs
❖ General epidemiology: <ul style="list-style-type: none"> ▪ Epidemiology, ecology & epidemiological triad. ▪ Immunity & vaccines ▪ Pattern of spread of disease ▪ Modes of transmission ▪ Carriers ▪ Prevention & control measures ▪ Principles of sterilization & disinfection ▪ Surveillance of communicable diseases 	3	-	A1,C1,D1,D3

<ul style="list-style-type: none"> ▪ Health education 			
<ul style="list-style-type: none"> ❖ Special epidemiology: <ul style="list-style-type: none"> Epidemiology of infectious diseases affecting females: <ul style="list-style-type: none"> ▪ STDs Epidemiology of non communicable diseases affecting females: <ul style="list-style-type: none"> ▪ Cardiovascular disease ▪ D.M ▪ Cancer (Breast, Cervix) ▪ Injuries 	3	-	A1,B1,C1,D3
<ul style="list-style-type: none"> ❖ Health services: <ul style="list-style-type: none"> ▪ Adolescent health ▪ Reproductive health ▪ Premarital counseling ▪ Maternal health & safe motherhood 	3	-	B4,B5,B6,C1,C2,C4,D1,D3,D4,D6
<ul style="list-style-type: none"> ❖ Nutrition: <ul style="list-style-type: none"> ▪ Nutrition & breastfeeding ▪ Nutritional disorder affecting females 	3	-	B1,C1,D3
<ul style="list-style-type: none"> ❖ Medical statistics: <ul style="list-style-type: none"> Research methodology: <ul style="list-style-type: none"> ▪ Sampling ▪ Screening ▪ Epidemiological studies Presentation of data: <ul style="list-style-type: none"> ▪ Tabular presentation ▪ Graphic presentation ▪ Mathematical 	2	1	A2,B1,B2,B3,B5,B7,C1,C3,D2,D5,D7

presentation Normal distribution curve Hypothesis testing Analysis of data & tests of significance Vital rates Ethics of research			
Total	14	1	



- Lectures.
- Practical classes
- Small group discussion with case study and problem solving.



- **Assessment tools**

Tool	Purpose (ILOs)
Written examination	To assess knowledge acquisition, including problem solving
Oral examination	To assess understanding and stability of knowledge given, attitude and presentation.

- **Assessment schedule**

Exam	Time
Written exam	After 6 months of registration of the degree.
Oral exam	After the written exam.

- **Weighting System**

Examination	Marks allocated	% of Total Marks
Written	50	50%
Oral	50	50%
Total	100	100%

▪ **Examination description**

Examination	Description
<ul style="list-style-type: none"> ▪ Written 	<ul style="list-style-type: none"> ▪ Written paper composed of short essay-type questions. ▪ One oral examination station with 2 staff members (10-15 minutes: 4-5 questions).
<ul style="list-style-type: none"> ▪ Oral 	

6.1- Basic materials like Department notebook: *Handouts* of the staff member in the department

6.2- Essential books (text books) like *Khalil IF, 1999*: Biostatistics, Cairo University

6.3- Recommended books like *Maxcy RL, 2008*: Public health and preventive medicine.

6.4- Periodicals, Web sites, etc:

- WHO.int.com
- Pub. Med
- Google
- Science direct

7.1 Adequate infrastructure: including teaching places (teaching class & teaching hall) provided with comfortable desks, fans, air condition, adequate sources of lighting both natural and artificial and security tools.

7.2 Teaching tools: including screens, black board, white board, data show, computers, laser printer, scanner & copier.

7.3 Computer program: for statistical analysis of data.

- **Course coordinator:** Prof Dr. Soad Darwish El Gendy
- **Head of Department:** Prof Dr. Mahmoud Fawzy El Gendy
- **Date:** 29-8-2013

Benha University
Faculty of Medicine
Department of Anatomy & Embryology .

Course Specifications
Course title GYNACOLOGY MSC ANAT 701 (Code)
Academic Year (2013-2014)

- Department offering the course:Anatomy & Embryology
- Date of specification approval

A) Basic Information:

- Allocated marks 200 marks
- Course duration: 15 weeks of teaching
- Teaching hours: 15 lecture 1 hours/week =1h/w for 15 hours total teaching hours

	Hours / week	Total hours
1- Lectures&practical	1h/w	15h

B) Professional Information:

1- Overall Aim of the Course:

1.1 The aim of the program is to provide the postgraduate educational experience necessary for further practice in **anatomy**.

1.2 To educate postgraduates about the anatomy of FEMAL GENITAL SYSTEM

1.3 To enable the postgraduates to know the anatomy of EXTERNAL &INTERNAL GENITALIA

2- Intended Learning Outcomes (ILOs):

2.1 Knowledge and understanding:

By the end of the course ,postgraduates should be able to:

2.1.1 Describe the morphology , location ,vasculature , innervations & relations of different parts of FEMAL GENITALIA

2.1.2 Classify the most common variations to give an idea for the clinical application.

2.1.3 Point out the impact of fine structure of the anatomical components.

2.1.4 Describe the details of applied anatomy.

2.2 Practical and clinical skills:

By the end of the course, student should be able to:

2.2.1- Perform anthropometric techniques & methods, stereological assessment, comparative anatomy.

2.2.2 Apply the radiological anatomy to know structure of deeper details.

2.2.3 Apply the surface anatomy of the visible and deeper structures

2.2.4-Perform anthropometric techniques & methods.

2.2.5-Perform a cross sectional anatomical specimens.

2.2.6- Perform stereological assessment.

2.2.7-Perform comparative anatomy.

2.3 Professional attitude & behavioral skills:

By the end of the course, postgraduates should be able to:

2.3.1-Communicate effectively with teaching staff and colleagues.

2.3.2- Respects appropriate attitude towards teaching staff and colleagues

2.3.3- Appropriate ethical and professional education necessary for demonstrating appropriate attitudes with students and colleagues.

2.4 Communication skills:

2.4.1 Cope up with difficult situations as breaking news.

2.4.2. Respect superiors, colleagues and all members of the health profession.

2.4.3 Communicate clearly, sensitively and effectively with colleagues from a variety of health and social care professions.

2.5 Intellectual skills:

By the end of the course, postgraduates should be able to:

- 2.5.1- Interpret result of radiological and surface anatomy
- 2.5.2 Solve problem of environmental factors on the development of body systems.

2.6 General and transferrable skills

By the end of the course, postgraduates should be able to:

- 2.6.1. Establish life-long self-learning required for continuous professional development.
- 2.6.2. Use the sources of biomedical information and communication technology to remain current with advances in knowledge and practice.
- 2.6.3. Establish effective interpersonal relationship to Communicate ideas and arguments .
- 2.6.4. Retrieve, manage, and manipulate information by all means, including electronic means.
- 2.6.5. Present information clearly in written, electronic and oral forms.
- 2.6.6. Establish effective interpersonal relationship to Communicate ideas and arguments.
- 2.6.7. Apply the principles of statistical methods for collection, presentation & analysis of all types of data .

3- Course contents:

FEMALE URO-GENITAL SYSTEM & VULVA:

-Gross anatomy, fine (microscopic) structure, development & Anomalies

FEMALE PELVIS:

-All about + Bones & Articulation + Anomalies.

FEMALE BREAST

ENDOCRINE

-Hypothalamus, pituitary, thyroid and adrenal glands.

ABDOMEN:

- Walls,anatomy of abdominal incisions.
- Peritoneum,Viscera,Blood vessels,Lymph elements and nerves(somatic&autonomic)in Abdomen &Pelvis.
- Contents of vertebral canal&Morphology of the spinal cord+Meninges and anatomy of Lumbar Puncture.
- Pathways of Visceral & Somatic sensation from Abd. and Pelvis.
- Collateral circulations(Arterial&Venous) in Abd. and Pelvis.

GENERAL EMBRYOLOGY:

- Gametogenesis,fertilization,Ovulation and implantation.
- Foetal membranes& twinnings.
- Embryonic Discs and fate of the Germinal layers.
- Congenital maleformations:causes and mechanisms"teratogenesis".

ANATOMY OF:Uterine supports,Hysterectomy,and Vaginal examination.

Department Of

Obstetrics & Gynecology

4- Teaching and learning methods:

METHODS USED:

1. Modified Lectures
2. Small group discussions
3. Practical classes
4. Assay using library and internet
5. Problem Solving

TEACHING PLAN:

Lectures: Lectures

Practical classes :practical

Time plan:

Item	Time schedule	Teaching hours
Lectures	___ 1 ___ times/week; one hour each	15h
Total	1 hour/week	15 h

5- Students Assessment methods:

5-A) ATTENDANCE CRITERIA:

5-B) Assessment TOOLS:

Tool	Purpose (ILOs)
Written examination	To assess knowledge and understanding and intellectual skills
Oral examination	To assess knowledge and understanding and intellectual skills and how to make a decision.
Practical examination	To assess practical skills and intellectual

5-C) TIME SCHEDULE:

Exam	Week
1- First exam	May or September
2- Second exam	June or October

5-D) Weighting System:

Examination	Marks allocated
a- Written	100
b- Practical&oral	100
Total	200

- Passing grades are: EXCELLENT >85%, VERY GOOD 75- <85%, GOOD 65- <75% and FAIR 60-<65%.

FORMATIVE ASSESSMENT:

Postgraduates knows his marks after the Formative exams.

5-E) Examinassions description:

Examination	Type	Description
Final Examination	1. Written	A three-hour written paper composed of Long & short essay-type questions, MCQs (two papers-3 hours each)
	2. Practical	Spots 10 spots including slides & Bone, On each specimen, a small question should be answered (quiz). Dissection.
	3. Oral	One oral examination station with 2 staff members (20-30 minutes)

6- List of references:

6.1- **Basic materials:**

Department Books in:

- Thorax -
- -General anatomy

6.2- **Essential books (text books):**

- Gray's anatomy : Susan Standriary et-al 2008
- Last :Anatomy regional & applied 2006.
- T.W. Sadler :Medical embryology 2010
- Carpenter's: Human Neuroanatomy.1996

6.3- **Recommended books:**

- Cunningham:Romances,1997
- Keith Moore &Persaud :before we are born,2008
- BruceCarlson:Humanembryology&development,2009

6.4- **Periodicals, Web sites, ... etc:** www.bfom.edu.eg.

7- **Facilities required for teaching and learning:**

Facilities used for teaching this course include:

- Lecture halls: 1
- Laboratory: 1
- Information technology / AV aids
- Cadavers.

Course coordinator: Prof Dr.Abd-Elwanees Al-Awdan.

Head of Department: Prof Dr.Saadia Shalaby.

Date: 2013



Benha University.
Faculty of Medicine.
Department of Clinical Pharmacology

COURSE SPECIFICATIONS

Course title: Clinical Pharmacology

Code: UNIV 601, PHAR 601-603

Master degree in obstetrics and gynecology

- **Department offering the course: Clinical Pharmacology Department**
- **Academic year/level: postgraduate level.**
- **Date of specification approval: Dep. Council, date 9/2013**

A) Basic information:

Title: Clinical Pharmacology for post graduate

Credit Hours:

First part: Lecture: 3hr/week

Practical: 3hr/week

total: 6hr/week

B) Professional Information

1- Overall aims of course

- To provide the advanced knowledge about commonly used groups of drugs affecting different body systems and their implications in therapy of diseases and health promotion.

2- Intended learning outcomes of course (ILOs)

2.1- Knowledge and understanding:

2.1.1- Discuss the pharmacokinetic, pharmacodynamic and pharmacotherapeutic properties of different groups of drugs affecting body systems.

2.1.2- Discuss the adverse and toxic effects, and their management of commonly used groups interactions.

2.1.4- Define clinically relevant age, sex and genetic related variations that affect response to drugs.

2.1.5- Discuss the pathophysiology of diseases and explain the rational basis for the use of drugs.

2.1.6- Discuss the impact of preventive pharmacology in promoting health and prevent illness.

2.1.7- Define the principles, the indications, the relative advantage and disadvantages of various pharmacotherapy modalities.

2.1.8- Discuss the use of life saving drugs.

2.1.9- Discuss the role, prevalence and limitations of alternative and complementary therapies/commonly in use.

2.1.10- Discuss the principles and applications of gene therapy.

2.1.11- explain the rational and general guidelines of the use drugs in the proper dose in special population such as pediatrics, geriatrics, pregnancy and lactation and in cases of liver and kidney impairment.

2.1.12- Define the basis of pharmaco-economics.

2.2- Intellectual skills

2.2.1- Calculate accurately drug's dosage, bioavailability, plasma half life and volume of distribution in different patient populations

2.2.2- interpret record a comprehensive drug history of the patient.

2.2.3- correlate drug adverse reactions.

2.2.4- analyze the effect of drugs on biological tissues.

2.3- Professional and practical skills

2.3.1- Perform with precision different technique of drug administration.

2.3.2- Design rational therapeutic strategies for both acute and chronic conditions that take into account the various variables that influence these

strategies. Choose the proper drug(s) for the proper clinical situation in proper dosage.

2.3.3- Monitor the effectiveness and toxicity of therapy.

2.4- General and transferable skills

2.4.1- Demonstrate respect to all patients irrespective of their socioeconomic levels, culture or religious beliefs and use language appropriate to the patient's culture.

2.4.2- Provide appropriate basic drug education to the patient and his family.

2.4.3- Communicate effectively with other health care professionals to maximize patient benefits and minimize the risk of errors.

2.4.4- Understand the importance of life-long self-learning and show a strong commandment to it.

2.4.5- Use current IT. for appropriate drug database to reach information about a specific medication.

Course conte GENERAL

- Drug interaction
- Hypersensitivity
- Idiosyncrasy
- Tolerance

AUTONOMIC

- Atropine
- Adrenaline
- Dopamine
- Skeletal muscle relaxants

CVS

- Ttt of shock
- TTT of DVT

- Anti coagulant, coagulants
- IV Blood transfusion
- DIURETICS
- Fibrinolytics & antifibrinolytics
- Anti hypertensives

GIT

- TTT of peptic ulcer
- Anti emetics

HORMONES

- Corticosteroids
- Thyroid & antithyroid
- Insulin & antidiabetics

RESPIRATION

- Bronchial asthma
- Oxygen therapy

URINARY

- - UTI, drug therapy of urine retention

CNS

- NSAID
- OPIOIDS (Morphine)
- Drug therapy of gout
- General & local anaesthetics

BLOOD

- TTT of anemias
- 3- -Anti inflammatory drugs

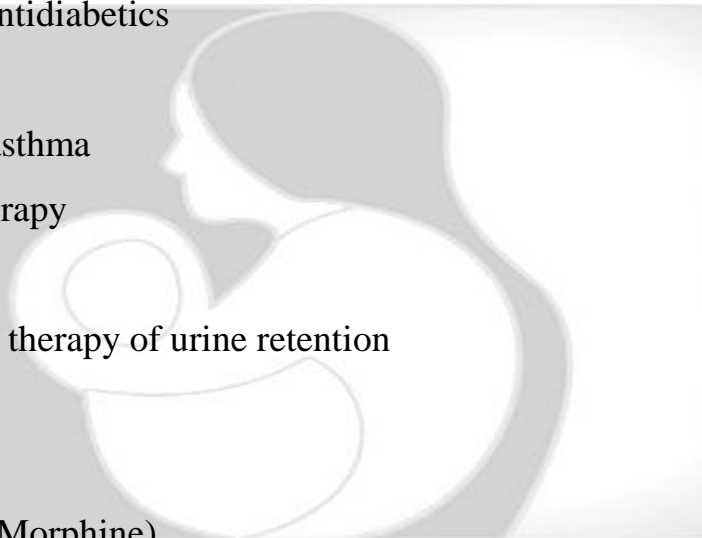
4- Teaching and learning methods

METHODS USED:

4.1 – Lectures

4.2- Practical modules

Department Of
Obstetrics & Gynecology



قسم امراض النساء والولادة

5- Student assessment methods

5.A) Attendance Criteria:

1. Practical attendance.
2. Log book.

5.B) Assessment Tools:

Tool	Purpose (ILOS)
Written examination	To assess knowledge acquisition, including MCQs and problem solving.
Oral examination	To assess understanding and stability of knowledge given, attitude and presentation.
Practical examination	To assess practical skills.

5.C) TIME SCHEDULE:

Exam	Week
1- First part exam	After 6 months from registration for MD. degree
2- First part exam	After 1 year from first part
3- Thesis	After 6 months from first part

5-D) Weighting system:

written exams.	40 %
Oral Examination	25 %
Practical Examination	25 %
Semester Work	10 %
Other types of Assessment	

Total 100%

Formative Assessment:

- Student knows his marks after the formative exams.

6- List of References

6.1 Course Notes

Handouts updated administered by staff members

6.2 Essential Books (Text Books):

David E. Golan; Armen H. Tashjian; Ehrin J. and Armstrong et al.(2005): Principles of pharmacology: the pathophysiologic basis of drug [et al.], Philadelphia : Lippincott Williams & Wilkins.

6.3- Recommended Books:

GOODMAN AND OILMAN(2005): THE PHARMACOLOGICAL BASIS OF THERAPEUTICS 11th edition.

6.4- web Sites:

www.micromedex.co

7- Facilities Required for Teaching and Learning

- Lecture rooms:
- Laboratories
- Section rooms
- Audio-visual teaching equipments (Computer, Projector, Videoetc)
- Models and mannequins
- Video tapes, scientific pictures archives.

Course Coordinator:

Head of Department: Prof. Dr. Mohaned Mohammed Ibrahim Shehab

Date: 2013



Internal Medicine

Name of department: Obstetrics and Gynecology

Faculty of medicine

Benha University

1. Course data

✚ Course Title: Internal Medicine

✚ Course code:

✚ Specialty is Obstetrics and Gynaecology

✚ Number of hours (points) 234 hours, lecture 78 hours, practical 156 hours

✚ Department(s) delivering the course: Internal Medicine

2. Course Aims

To make the students able to be familiar with the diagnosis and management of common medical problems that may be encountered with Obstetrics and Gynaecology

To make the students able to deal with medical emergencies safely and effectively as regard their investigations and management.

3. Course intended learning outcomes (ILOs):

A. Knowledge and understanding

ILOs	Methods of teaching/ learning	Methods of Evaluation
A. Describe the etiology, clinical picture, diagnosis and management of the following diseases and clinical conditions: 1- Cardiology a- Heart failure b- Rheumatic fever c- Valvular heart diseases Arrhythmia e- Hypertension 2- Nephrology a- Renal failure b- Nephritis c- Nephrotic syndrome 3- Haematology	Lectures	Written and oral examination Logbook

Anaemia b-Lymphomas c-Coagulation disorders		
d-Collagen vascular and systemic diseases 4-Neurological diseases a-Cerebrovascular stroke Myopathy 5-Endocrinology a-Diabetes mellitus b-Thyroid diseases c-Adrenal gland diseases d-Obesity 6-Hepatology & Gastroenterology a-Liver cirrhosis and liver cell failure 7-Collagen vascular and systemic diseases 8-Care of the newborn infant and common diseases of the newborn.		
B. Memorize the facts and principles of the relevant basic supportive sciences related to Internal Medicine		

B. Intellectual outcomes

ILOs	Methods of teaching/ learning	Methods of Evaluation
A. Correlate the facts of relevant basic supportive sciences with clinical reasoning, diagnosis	Clinical rounds -Senior staff experience	Written and oral examination Logbook
B. Demonstrate an investigatory and analytic thinking (problem solving) approach to common clinical situations related to Internal Medicine		
C. Design and present cases, seminars in common problem.		

D-

Formulate management plan

and

alternativedecisionsindiffer
entsituationsinthefieldofInt
ernalMedicine

C. Practical skills (Patient Care)

B. Intellectual outcomes

ILOs	Method of teaching/ learning
A. Perform practice-based improvement activities using a systematic methodology (audit, logbook)	Lectures
B. Appraise evidence from scientific studies (journal club)	B. Appraise evidence from scientific studies (journal club)

D. General Skills

ILOs	Method of teaching/ learning
A. Perform practice-based improvement activities using a systematic methodology (audit, logbook)	Lectures
B. Appraise evidence from scientific studies (journal club)	B. Appraise evidence from scientific studies (journal club)

ILOs	Method of teaching/ learning	Methods of Evaluation
D. Communicate effectively with the professionals and the staff members of the Internal Medicine	Interactive teaching sessions	Written and oral examination Logbook
E. Maintain therapeutic and ethically sound relationship with patients.		

F. Elicit information using effective nonverbal, explanatory, questioning, and writing skills.		
G. Provide information using effective nonverbal, explanatory, questioning, and writing skills.		
H. Work effectively with others as a member of a healthcare team or other professional group.		

ILOs	Method of teaching/ learning	Methods of Evaluation
I. Demonstrate respect, compassion, and integrity; a responsiveness to the needs of patients and society	Teaching sessions	OSCE exam.
J. Demonstrate a commitment to ethical principles including provision or withholding of clinical care, confidentiality of patient information, informed consent, business practices		
K. Demonstrate sensitivity and responsiveness to patients' culture, age, gender, and disabilities		

ILOs	Method of teaching/ learning	Methods of Evaluation
L. Work effectively in relevant health care delivery settings and systems.	Lectures	Log book

4. Course contents (topics/modules/rota on Course Matrix

Time Schedule: First Part

Topic	Covered			
	Knowledge A	Intellectual B	Practical skills C	General Skills D
Internal Medicine: Cardiology Nephrology	A, B A, B A, B	A-D A-D A-D A-D	A-C A-C A-C A-C	A-L A-L A-L A-

Haematology	A,B A,B	A-D A-D A-D	A-C A-C A-C	L A-L A-L
Neurology	A,B			A-L
Endocrinology				
Rheumatology				

5. Course methods of teaching/learning:

1. Didactic; Lectures
2. Clinical rounds
3. Seminars Clinical rotations
4. Observation
5. Postgraduate teaching
6. Hand on workshops
7. Senior staff experience
8. Case presentation
9. Case Taking

6. Course methods of teaching/learning: for students with poor achievements

1. Extra Lectures according to their needs
2. Extra training according to their needs

7. Course assessment methods:

i. Assessment tools:

Clinical examination

Written and oral examination logbook & portfolio Procedure/case presentation

Objective structured clinical examination ii. **Time schedule:** At the end of the first part iii. **Marks:** 50

8. List of references:

Lectures Staff members print out of lectures and/or CD copies

ii. Essential books

Davidson's Principles and Practice of Medicine-20th Edition- 2006-07

iii. Recommended books

Harrison's Principles of Internal Medicine, 17th Edition by Anthony Fauci, Eugene Braunwald, Dennis Kasper, and Stephen H

user(Hardcover-Mar6
2008)

iv. Periodicals, Websites, ... etc

Internal medicine journal

Annals of Internal medicine journal *Internal medicine*

Journal of General Internal Medicine

v. others

None

.Signatures

Course Coordinator:

.....

Head of the Department:

.....

Date:.....

Date:.....

Department of
Obstetrics & Gynecology



قسم امراض النساء والتوليد

SecondPart

ObstetricsandGynaecology

Nameof department: ObstetricsandGynaecology

Facultyofmedicine

BenhaUniversity

I. Course data

+ Course Title: ObstetricsandGynaecology

+ Course code: OBGYN

+ Specialty: ObstetricsandGynaecology

Number of hours: Didactic 364, (28%) prac cal
936 (72%).total1300

+ Department(s) delivering the course: Obstetricsand
Gynaecology

+ Coordinator(s): Dr prof. Ashraf Almashad

+ Date last reviewed: 9/2013

+ General requirements (prerequisites) if any: none

+ Requirements from the students to achieve course

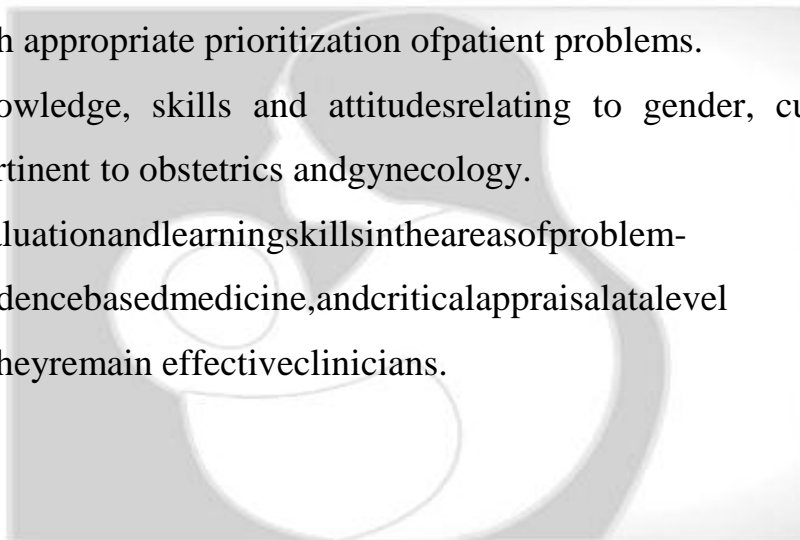
ILOs are clarified in the joining logbook.

قسم امراض النساء والتوليد

2. Course Aims

Provide students with core knowledge and skills that enable them to practice obstetrics and gynecology at specialist level including

- A knowledge of the theoretical basis of the obstetrics and gynaecology
- Knowledge of the patho-physiology, presentation of historical and clinical features, and appropriate investigation and medical management of acute and chronic disease processes.
- Ability to identify, diagnose and treat single system or multi-system disease with appropriate prioritization of patient problems.
- The knowledge, skills and attitudes relating to gender, culture and ethnicity pertinent to obstetrics and gynecology.
- Self-evaluation and learning skills in the areas of problem-solving, evidence based medicine, and critical appraisal at a level to ensure that they remain effective clinicians.



قسم امراض النساء والتوليد

3. Courseintendedlearningoutcomes(ILOs):

Module1: Antenatal care andmaternal medicine

A. Knowledgeand understanding

Department Of
Obstetrics & Gynecology



قسم أمراض النساء والتوليد

ILOs	Method of teaching/ learning	Methods of Evaluation
<p>A. Describe the etiology, clinical picture, diagnosis and management of the following diseases and clinical conditions during pregnancy:</p> <ul style="list-style-type: none"> - Miscarriage - Trophoblastic disease and ectopic pregnancy - Pregnancy-induced hypertension - Haemorrhage - Preterm prelabour rupture of membranes - Multiple pregnancy - Malpresentation - Fetal growth restriction - Fetal haemolysis - Prolonged pregnancy - Congenital malformation - Social and cultural factors - Hypertension - kidney disease - Heart disease - liver disease - Circulatory disorders - Disorders of carbohydrate metabolism - Other endocrinopathies - Gastrointestinal disorders - Pulmonary diseases - Connective tissue diseases - Bone and joint disorders - Psychiatric disorders - Infectious diseases - Neurological diseases 	<ul style="list-style-type: none"> - Appropriate Postgraduate education courses including CTG interpretation courses - Perinatal Morbidity and mortality meetings - Risk assessment meetings 	<ul style="list-style-type: none"> - Oral and written exam. - Logbook - Local meetings attended - Case reports - Audit project - Certificate of completion of CTG training - Roleplay
<p>B. Mention the principles of:</p> <ul style="list-style-type: none"> - Preconception care - Purposes and practice of antenatal care - Recognition of domestic violence - Problems of teenage pregnancy - Awareness of drug and alcohol misuse - Management of normal pregnancy, birth and puerperium - Placental abnormalities and diseases - Genetic modes of inheritance, common genetic conditions and the diagnosis thereof. 		

- Role and use of ultrasound in pregnancy

C. State update and evidence based Knowledge of

- Pregnancy-induced hypertension
- Haemorrhage
- Preterm labour
- Rupture of membranes
- Multiple pregnancy
- Malpresentation
- Fetal growth restriction

D. Memorize the facts and principles of the relevant basic and clinically supportive sciences related to conditions mentioned in item A

E. Mention the basic ethical and medico-legal principles that should be applied in practice and are relevant to the conditions mentioned in item A and B.

F. Mention and standards of quality assurance to ensure good clinical practice in his field

G. Mention the ethical and scientific principles of medical research methodology in conditions mentioned in item A and B

H. State the impact of common health problems mentioned in item A and B on the society and how good clinical practice improves these problems.

B. Intellectual outcomes

ILOs	Method of teaching/ learning	Methods of Evaluation
A. Correlate the facts of relevant basic and clinically supportive sciences with clinical reasoning, diagnosis and management of common diseases related to conditions mentioned in item A and B.	- Local and regional Courses - Attendance at medical disorders antenatal clinic	- Logbook - Case reports - Audit project
B. Demonstrate an investigatory and analytic thinking (problem solving) approaches to common clinical situations related to conditions mentioned in item A and B.		
C. Design and present cases, seminars in common problems mentioned in item A and B.		
D- Formulate management plans and alternative decisions in different situations in conditions mentioned in item A and B.		

ILOs	Method of teaching/ learning	Methods of Evaluation
<p>A. Obtain proper history and examine patients in caring and respectful behaviors for conditions mentioned in item a and b</p>	<p>Appropriate postgraduate education courses.</p> <p>- Perinatal morbidity and mortality meetings</p> <p>- Risk assessment meetings</p>	<p>- Logbook</p> <p>- Local meetings attended</p> <p>- Case reports</p> <p>- Audit project</p> <p>- Certificate of completion of CTG training</p> <p>- Roleplay</p>
<p>B. Order the following noninvasive and invasive diagnostic procedures U/S CTG Appropriate investigations for conditions mentioned in item a and b</p>		
<p>C. Interpret the following noninvasive and invasive diagnostic procedures U/S CTG Appropriate investigations for conditions mentioned in item a and b</p>		
<p>D. Perform the following noninvasive and invasive therapeutic procedures:</p> <ul style="list-style-type: none"> - Booking ANC visit - A follow up ANC visit - Use ultrasound machine competently and independently <p>Basic obstetric ultrasound:</p> <ul style="list-style-type: none"> - Identify features head, chest, abdomen <p>Transvaginal confirm on viability < 14 weeks</p> <p>Third-trimester scanning:</p> <ul style="list-style-type: none"> - Viability - Fetal presentation - Assess liquor volume by deepest pool - Placental localization - Surgical, minimal access surgery and non-surgical management of miscarriage and ectopic by appropriate techniques 		
<p>E. Prescribe the following noninvasive and invasive therapeutic procedures: Advanced obstetric ultrasound</p>		
<p>F. Carry out patient management plans for common conditions mentioned in item a and b</p>		
<p>G. Use information technology to support patient care decisions and patient education in common clinical situations mentioned in item a and b</p>		
<p>H. Provide health care services aimed at preventing health problems related to</p>		

ANC		
I. Provide patient-focused care in common conditions mentioned in items a and b, while working with health care professionals, including those from other disciplines.		
J. Write competently all forms of patient charts and sheets including reports evaluating these charts and sheets. (Write a consultation note, inform patients of a diagnosis and therapeutic plan, completing and maintaining medical records)		

General Skills

ILOs	Method of teaching/ learning	Methods of Evaluation
A. Perform practice-based improvement activities using a systematic methodology (share in audit and risk management activities and use logbook).	- Postgraduate training courses.	- Oral exam - Logbook - Case reports - Audit projects
B. Appraises evidence from scientific studies (journal club) for conditions mentioned in item c		
C. Conduct one epidemiological Study or survey in one condition related to the module.		
D. Perform data management including data Entry and analysis using information technology to manage information, access on-line medical information; and support their own education		
E. Facilitate learning of junior students and other health care professionals including their evaluation and assessment.		

ILOs	Method of teaching/ learning	Methods of Evaluation
F. Maintain therapeutic and ethically relationship with patients.	Communication skills training programs.	- Oral exam - Log book - OSCE exam
G. Elicit information using effective nonverbal, explanatory, questioning, and writing skills.		
H. Provide information using effective nonverbal, explanatory, questioning, and writing skills.		
I. Work effectively with others as a member of a healthcare team or other professional group.		
J. Present a case in each of the conditions mentioned in item A c.		

<p>K. Write a report for: ANC outpatient and inpatient Referral for other specialty Basic ultrasound</p>		
<p>L. Counsel patients and families about:</p> <ul style="list-style-type: none"> - screening for Down syndrome - Genetic disease - Fetal abnormality - Haemolytic disease - Infection - Mode of delivery 		
ILOs	Method of teaching/ learning	Methods of Evaluation
<p>M. Demonstrate respect, compassion, and integrity; a responsiveness to the needs of patients and society</p>	<p>Postgraduate Training courses</p>	<p>- OSCE exam.</p>
<p>N. Demonstrate a commitment to ethical principles including provision or withholding of clinical care, confidentiality of patient information, informed consent, business practices.</p>		
<p>O. Demonstrate sensitivity and responsiveness to patients' culture, age, gender, and disabilities</p>		
ILOs	Method of teaching/ learning	Methods of Evaluation
<p>M. Demonstrate respect, compassion, and integrity; a responsiveness to the needs of patients and society</p>	<p>Postgraduate training courses</p>	<p>- OSCE exam.</p>
<p>N. Demonstrate a commitment to ethical principles including provision or withholding of clinical care, confidentiality of patient information, informed consent, business practices</p>		
<p>O. Demonstrate sensitivity and responsiveness to patients' culture, age, gender, and disabilities</p>		
ILOs	Method of teaching/ learning	Methods of Evaluation
<p>P. Work effectively in relevant health care delivery settings and systems including good administrative and time management. (ANC system in MOH).</p>	<p>Postgraduate Training courses</p>	<p>- Log book</p>
<p>Q. Practice cost-effective health care and resource allocation that does not compromise quality of care.</p>		
<p>R. Assist patients in dealing with system complexities.</p>		

Module2: Management of Labour, delivery and postpartum

A- Knowledge and understanding

ILOs	Method of teaching/ learning	Methods of Evaluation
A. Describe the etiology, clinical picture, diagnosis and management of the common obstetric and medical diseases and clinical conditions during labour	<ul style="list-style-type: none"> - CTG training - Eclampsia drill - Drill for obstetrical collapse - - Communication in an emergency - Breaking bad news study session - Perinatal mortality and morbidity meetings 	<ul style="list-style-type: none"> - Meetings attended - Case reports - Audit project - Annual Review - Logbook
B. Mention the principles of <ul style="list-style-type: none"> - Mechanisms of normal labour and delivery - Induction and augmentation of labour - Drugs acting upon the myometrium - Structure and use of partograms - Fluid balance in labour - Blood products 		

- Regional anaesthesia, analgesia and sedation

- Fetal well-being and compromise

- Prolonged labour

- Emergency policies/maternal collapse/haemorrhage

- Preterm labour/premature rupture of membranes

- Cervical cerclage

- Multiple pregnancy in labour

- Severe pre-eclampsia and eclampsia

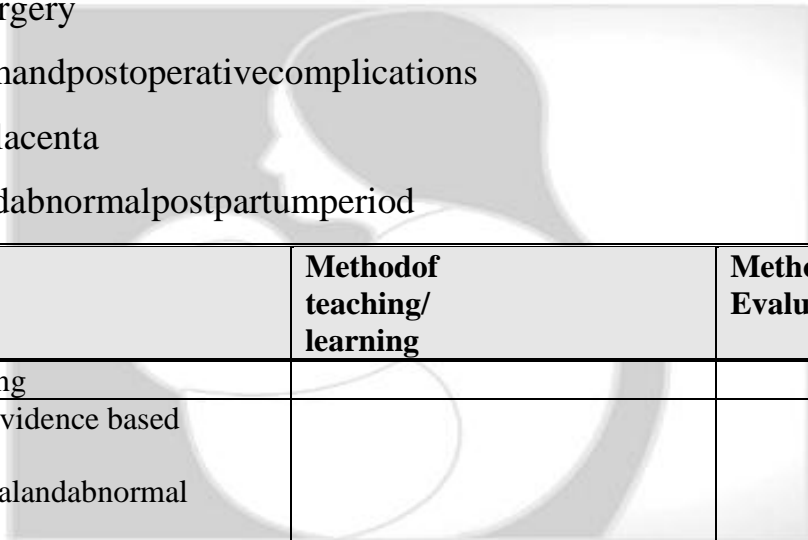
- Intrauterine fetal death, including legal issues

- Normal vaginal delivery

- Operative vaginal delivery

- Complex vaginal delivery
- Retained placenta
- Caesarean section
- Sterilisation procedures
- General anaesthesia
- Regional anaesthesia
- The unconscious patient
- Normal and abnormal postpartum period
- Techniques for control of postpartum haemorrhage
- Appropriate use of blood and blood products
- Perineal surgery
- Postpartum and postoperative complications
- Retained placenta
- Normal and abnormal postpartum period

Department Of
Obstetrics & Gynecology



ILOs	Method of teaching/ learning	Methods of Evaluation
- Infant feeding		
C.State update and evidence based Knowledge of Management of normal and abnormal labour		
D.Memorize the facts and principles of the relevant basic and		
E. Mention the basic ethical and medicolegal principles relevant to the Management of normal and abnormal labour		
F. Mention the basics of quality assurance to ensure good clinical care in		
G.Mention the ethical and scientific principles of medical research		


ILOs	Method of teaching/	Methods of Evaluation
------	---------------------	-----------------------

	learning	
A. Correlates the facts of relevant basic and clinically supportive sciences with clinical reasoning, diagnosis and management of common diseases related to Management of normal and abnormal labour.	- Shoulder dystocia drill - Perinatal mortality and morbidity meetings	Audit project Logbook
B. Demonstrate an investigatory thinking (problem solving) approaches to common clinical situations related to Management of normal and abnormal labour.		
C. Design and present cases, seminars in Common problem related to Management of normal and abnormal labour		
D. Formulate management plans and alternative decisions in different situations in the Management of normal and abnormal labour.		

C-Practical skills (Patient Care)

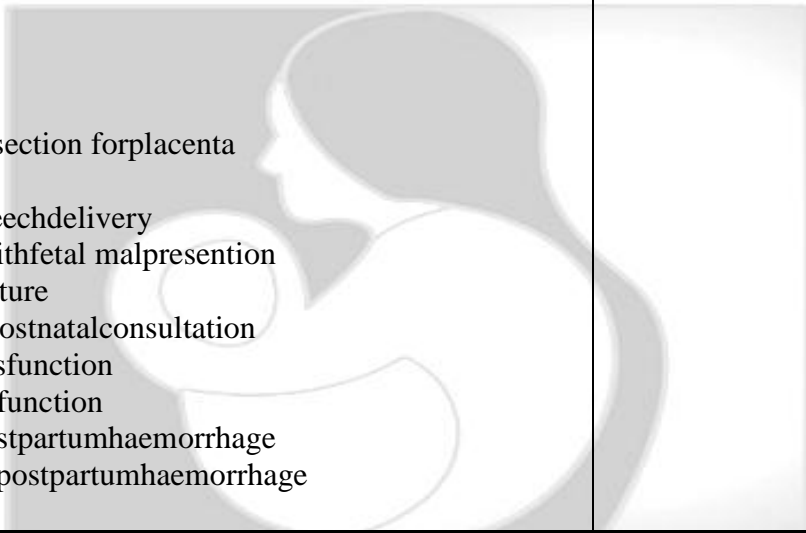
ILOs	Method of teaching/ learning	Methods of Evaluation
A. Obtain proper history and examine patients in caring and respectful behaviors.	- Appropriate postgraduate education courses.	
	- Perinatal morbidity and mortality meetings - Risk assessment meetings	- Logbook - Local meetings attended - Case reports - Audit project Certificate of completion of CTGtr

		aining Roleplay
B. Order the non invasive/invasive diagnostic procedures Essential for management of labour		
C. Interpret the following non invasive/invasive diagnostic procedures: Interpret cardiotocogram		
D. Perform the following non invasive/invasive therapeutic procedures <ul style="list-style-type: none"> - Induce labour - Manage delay in first labour - Manage delay in second stage of labour- - Manage fetal academia - Manage preterm labour & delivery - Manage labour after previous CS - Management of the breech in labour - Management of transverse lie in labour - Cord prolapsed - Manage obstetrical antepartum haemorrhage 		
Manage in utero fetal death <ul style="list-style-type: none"> - Normal delivery - Shoulder dystocia - Ventouse extraction without rotation - Uncomplicated/acute/elective 		



ecaesar eansect ion - Repeatcaesareansection - Retainedplacenta - Cordprolapsed - Forcepsdeliverywithoutrotation - Caesareansection withsterilization - Vaginaldeliveryoftwins - Preterm (<28 weeks) caesarean section - Rotational assistedventouse delivery - Comp lexemer gencyca esareans ection - Caesareansection forplacenta praevia - Vaginalbreechdelivery - Deliverywithfetal malpresentation - Uterinerupture - Conductapostnatalconsultation - Bladderdysfunction - Bowel dysfunction - Primarypostpartumhaemorrhage - Secondarypostpartumhaemorrhage		
---	--	--

Department Of
Obstetrics & Gynecology



قسم امراض النساء والتوليد

ILOs	Method of teaching/ learning	Methods of Evaluation
- Immediate resuscitation of neonate - Puerperal sepsis - Puerperal psychiatric problems - Contraceptive advice - Management of mastitis - Management of thromboembolic problems		
E. Prescribe the following non invasive/invasive therapeutic procedures: - Advise on pain relief - Anesthesia		

F. Carry out patient management plans for Common conditions related to management of labour.		
G. Use information technology to support Patient care decisions and patient education in common clinical situations related to management of labour		
H. Provide health care services aimed at preventing health problems related to management of labour:		
J. Provide patient-focused care in common conditions related to management of labour, while working with health care professionals, including those from other disciplines.		

D-General Skills

ILOs	Methods of teaching/ learning	Methods of Evaluation
A. Perform practice-based improvement using a systematic methodology (audit, logbook)	Postgraduate teaching courses	Logbook
B. Appraise evidence from scientific studies (journal club) for Ac items		
C. Conduct one audit related to management of labour.		
D. Perform data management including data entry and analysis.		
E. Facilitate learning of junior students and other health care professionals.		

ILOs	Method of teaching/ learning	Methods of Evaluation
F. Maintain therapeutic and relationship with patients.	Communication skills training programs.	- Oral exam - Log book - OSC Exam
G. Elicit information using		

effective nonverbal, explanatory, questioning, and writing skills.		
H. Provide information using effective nonverbal, explanatory, questioning, and writing skills.		
I. Work effectively with others as a member of a healthcare team or other professional group.		
K. Write referral reports about management of labour		
L. Counsel patients and families about Hysterectomy		

ILOs	Methods teaching/ learning	Methods of Evaluation
M. Demonstrate respect, compassion, and integrity; a responsiveness to the needs of patients and society	Postgraduate courses	Logbook
N. Demonstrate a commitment to ethical principles including provision or withholding of clinical care, confidentiality		
O. Demonstrate sensitivity and responsiveness to patients' culture, age, gender, and disabilities		

ILOs	Methods teaching/ learning	Methods of Evaluation
P. Work effectively in relevant healthcare delivery settings and systems.	Postgraduate courses	Logbook
Q. Practice cost-effective health care and resource allocation that does not compromise quality of care.		
R. Assist patients in dealing with system complexities.		

Module 3: Gynaecological and Urogynecological Problems)

A-Knowledge and understanding

ILOs	Method of teaching/ learning	Methods of Evaluation

<p>A. Describe the etiology, clinical picture, diagnosis and management of the following diseases and clinical conditions:</p> <ul style="list-style-type: none"> - Menstrual disorders - Benign conditions of the genital tract - Endocrine disorders - Problems of the climacteric - Pelvic pain - Vaginal discharge - Emergency gynaecology - Congenital abnormalities of the genital tract - Paediatric gynaecology - Puberty disorders - Urinary and faecal incontinence - Urogenital prolapsed - Urinary infection - lower urinary tract disorders - Urinary disorders associated with Other conditions - Premalignant and malignant conditions of: <ul style="list-style-type: none"> • Vulva • Vagina • Cervix • Uterus • Fallopian tube • Ovary 	<ul style="list-style-type: none"> - Supervised clinical sessions - Specific courses and academic meetings - local and regional courses in paediatric gynaecological problems and problems of puberty - Multidisciplinary and clinical team meetings 	<ul style="list-style-type: none"> - Oral and written exam. - Logbook - Local meetings attended - Case reports - Audit project - Roleplay
--	--	---

Gynaecological laparoscopy Hysteroscopy

Gynaecological operations for conditions in A

- Indications and limitations of investigations:

- Microbiological examination of urine
- Quantification of urine loss
- Urodynamic investigations

- Videocystourethrography
- Urethrocystoscopy imaging
- Indications, techniques, limitations and complications of treatment:
 - non-surgical
 - drug
 - surgical
- FIGO classifications for gynaecological tumours
- Palliative and terminal care
- Relief of symptoms and Community support roles I gynecological malignancy
- Indications and limitations in relation to screening and investigative technique for gynecological malignancy:
 - Cytology
 - Colposcopy
 - Gastrointestinal endoscopy minor procedures
- Diagnostic imaging for gynecological malignancy
- Indications, techniques, complications and outcomes of:
 - oncological surgery
 - radiotherapy
 - chemotherapy

ILOs	Method of teaching/ learning	Methods of Evaluation
C. State update and evidence Knowledge of <ul style="list-style-type: none"> - Menstrual disorders - Benign conditions of the genital tract - Endocrine disorders - Problems of the climacteric - Pelvic pain - Vaginal discharge - Emergency gynaecology - Urinary and faecal incontinence 		

- Urogenital prolapse		
D. Memorize the facts and principles of the relevant basic and clinically supportive sciences related to conditions in A, B		
E. Mention the basic ethical and medico-legal principles relevant to the conditions in A, B.		
F. Mention the basics of quality assurance to ensure good clinical care in conditions in A, B		
G. Mention the ethical and scientific principles of medical research		
H. State the impact of common health problems in conditions in A, B on the society.		

B-Intellectual outcomes Department Of

ILOs	Method of teaching/ learning	Methods of Evaluation
A. Correlate the facts of relevant basic and clinically supportive sciences with clinical reasoning, diagnosis and management of common diseases related to conditions in A, B.	Postgraduate courses	Logbook, Oral and written exam
B. Demonstrate an investigatory and analytic thinking (problem solving) approaches to common clinical situations related to conditions in A, B.		
C. Design and present cases, seminars in conditions in A, B		
D. Formulate management plans and alternative decisions in different situations in conditions in A, B		

C-Practical skills (Patient Care) قسم امراض النساء والتوليد

ILOs	Method of teaching/ learning	Methods of Evaluation
A. Obtain proper history and examine patients in caring and respectful behaviors for conditions in A, B	Postgraduate courses	Logbook, Oral and written exam
B. Order the following noninvasive/invasive diagnostic procedures Surgical fitness Cystoscopy		
C. Interpret the following noninvasive and invasive diagnostic procedures - Perform ultrasound scan to diagnose and facilitate appropriate		

<p>management of women with common ovarian and uterine abnormalities</p> <ul style="list-style-type: none"> - Perform transvaginal ultrasound scan and diagnose uterine fibroids and endometrial polyps - Diagnose polycystic ovaries and hydrosalpinges on ultrasound - Perform saline sonohysterography - Endometrial assessment - Diagnostic hysteroscopy - Diagnostic laparoscopy: staging of endometriosis - Urinary frequency volume charts - Uroflowmetry profiles - Cystometric investigations - Residual volume measurement - Cervical smear 		
<p>D. Perform the following noninvasive and invasive therapeutic procedures</p> <ul style="list-style-type: none"> - Emergency operative interventions for acute vaginal bleeding - Marsupialisation of Bartholin's abscess - Evacuation of uterus - Diagnostic laparoscopy - Sterilisation - Polypectomy - First-trimester surgical termination (unless conscientious objection) - Diagnostic hysteroscopy - Minor cervical procedures - Excision of vulval lesions - Laparotomy for ectopic pregnancy - Ovarian cystectomy for benign disease - Elective perineal adhesiolysis - Myomectomy - Repair of anterior prolapsed - Repair of posterior prolapsed - Vaginal hysterectomy - Urinary problems: <ul style="list-style-type: none"> - Minimally invasive slings/bladder neck procedure - Perform cervical smear - Perform cervical colposcopy under direct supervision 		
<p>E. Prescribe the following noninvasive and invasive therapeutic procedures:</p> <ul style="list-style-type: none"> - hormonal treatments for menstrual disorders including oral contraceptive pills and injectables - Antibiotics and local or systemic anti-fungals for vulvo-vaginal infections - Hormonal replacement therapy - Oral hypoglycemics and insulin regimens for initial management of Diabetes Mellitus till referral to internist 		
<p>F. Carry out patient management plans for common gynecological conditions in Ab.</p>		
<p>G. Use information technology to support patient care decisions and patient education in common clinical situations related to gynecological conditions in Ab</p>		

H. Provide healthcare services aimed at preventing health problems related to gynecological conditions in Ab

I. Provide patient-focused care in common gynecological conditions in Ab, while working with health care professionals, including those from other disciplines.

D-General Skills

ILOs	Method of teaching/ learning	Methods of Evaluation
A. Perform practice-based improvement activities using a systematic methodology (audit, logbook)	Postgraduate courses	Logbook, Oral and written
B. Appraise evidence from scientific studies (journal club)		
C. Conduct one audit in one of gynecological conditions in Ab		
D. Perform data management including data entry and analysis.		
E. Facilitate learning of junior students and other healthcare professionals.		

ILOs	Method of teaching/ learning	Methods of Evaluation
F. Maintain therapeutic and ethically sound relationship with patients.	Postgraduate courses	Logbook, Oral and written exam
G. Elicit information using effective nonverbal, explanatory, questioning, and writing skills.		
H. Provide information using effective nonverbal, explanatory, questioning, and writing skills.		
I. Work effectively with others as a member of a healthcare team or other professional group.		
J. Present a case in gynecological conditions in Ab		
K. Write a report in gynecological conditions in Ab		
L. Counsel patients and families about <ul style="list-style-type: none"> - The nature, complications and adverse effects of medical and surgical treatments - Appropriate referral for more complex or detailed evaluation with ultrasound or other imaging techniques 		

ILOs	Method of teaching/ learning	Methods of Evaluation
M. Demonstrate respect, compassion, and integrity; responsiveness to the needs of patients and society	Postgraduate courses	Logbook, Oral and

		written exam
N. Demonstrate a commitment to ethical principles including provision or withholding of clinical care, confidentiality of patient information, informed consent, business practices		
O. Demonstrates sensitivity and responsiveness to patients' culture, age, gender, and disabilities		

Department Of
Obstetrics & Gynecology

ILOs	Method of teaching/ learning	Methods of Evaluation
P. Work effectively in relevant health care delivery settings and systems (Use appropriate referral pathways and local protocols if abnormal findings suspected)	Postgraduate courses	Logbook, Oral and written exam
Q. Practice cost-effective health care and resource allocation that does not compromise quality of care.		
R. Assist patients in dealing with system complexities.		

Module 4: Subfertility Women's Sexual and Reproductive Health

A-Knowledge and understanding

ILOs	Method of teaching/ learning	Methods of Evaluation
A. Describe the etiology, clinical picture, diagnosis and management of the following diseases and clinical conditions: - male and female subfertility - Sexually transmitted infections including HIV/AIDS: • transmission, clinical features, management, transmission and prevention • National Chlamydia Screening Programme and local implementation	.e-Learning for Healthcare website .Family Planning/ genitourinary medicines sessions .Use of training models Recommended standards for Sexual Health Services. .Department of Health	.Logbook .Practical skills courses .Roleplay

<ul style="list-style-type: none"> • Understand local care pathways for multiagency working and cross referrals for individuals with sexual health needs - Sexual problems: • anatomy and physiology of the human sexual response • epidemiology, aetiology, pathogenesis, clinical features and prognosis of psychosexual/sexual problems 	<p>hwebsite .Department of Health Chlamydia screening programme website</p>	
<p>B. Mention the principles of</p> <ul style="list-style-type: none"> - Interpretation of investigations: - endocrinemeasurements (male and female) - semen analysis - ultrasound - other imaging techniques - genetic analysis - operative procedures - Indications, techniques, limitations and complications of surgery in relation to: <ul style="list-style-type: none"> • male and female subfertility • endometriosis • developmental disorders - Indications, limitations and complications of assisted reproduction techniques: <ul style="list-style-type: none"> • ovulation induction IVF and ICSI • gamete donation - Legal and ethical issues - Reversible, irreversible and emergency contraception and termination of pregnancy: <ul style="list-style-type: none"> • mode of action and efficacy • methods, indications, contraindications and complications 	<p>.Appropriate postgraduate education courses</p> <p>.Multi-disciplinary and clinical team meetings</p> <p>.Subfertility clinics</p> <p>.Assisted reproduction sessions</p>	<p>.Case reports</p> <p>.Audit projects</p>
<p>C. State up to date and evidence based Knowledge of</p> <ul style="list-style-type: none"> - Female infertility management - Family planning methods efficacy and safety 		
<p>D. Memorize the facts and principles of the relevant basic and clinically supportive sciences related to conditions in Ab</p>		
<p>E. Mention the basic ethical and medico legal principles relevant to the conditions in Ab.</p>		
<p>F. Mention the basics of quality assurance to ensure</p>		

good clinical care in conditions in Ab		
G. Mention the ethical and scientific principles of medical research		

B-Intellectual outcomes

ILOs	Method of teaching/ learning	Methods of Evaluation
A. Correlate the facts of relevant basic and clinically supportive sciences with clinical reasoning, diagnosis and management of common diseases related to conditions in Aa.	Postgraduate courses	Logbook, Oral and written exam
B. Demonstrate an investigatory and analytic thinking (problem		
C. Design and present cases, seminars in conditions in Aa		
D. Formulate management plans and alternative decisions in different situations in conditions in Aa		

C-Practical skills (Patient Care)

ILOs	Method of teaching/ learning	Methods of Evaluation
A. Obtain proper history and examine patients in caring and respectful behaviors for conditions in Aa	Postgraduate courses	Logbook, Oral and written exam
B. Order the following non invasive and invasive diagnostic procedures: - Basic investigations for male and female infertility - Assess risk for hepatitis A/B/C infections and arrange HAV and HBV vaccination appropriately for at-risk groups according to local protocol		
C. Interpret the following non invasive and invasive diagnostic procedures - Basic investigations for male and female infertility -Diagnostic laparoscopy •staging of endometriosis •assessment of tubal patency -Diagnostic hysteroscopy -Appropriate microbiological investigations to investigate the common presentations of STIs		
D. Perform the following non invasive and invasive therapeutic procedures -Hormonal treatments for menstrual disorders including oral contraceptive pills and injectables -Antibiotics and local or systemic anti-fungals for vulvo-		

vaginal infections
 -Hormonal replacement therapy
 -Oral hypoglycemics and insulin regimens for initial management of Diabetes Mellitus till referral to internist
 -Provide contraceptive methods

E. Prescribe the above mentioned noninvasive and invasive therapeutic procedures.

F. Carry out patient management plans for common conditions in AA.

G. Use information technology to support patient care decisions and patient education in common clinical situations related to conditions in AA

H. Provide health care services aimed at preventing health problems related to conditions in AA

K. Provide patient-focused care in common gynecological conditions in AA, while working with health care professionals, including those from other disciplines.

D-General Skills

Department Of Obstetrics & Gynecology

ILOs	Method of teaching/ learning	Methods of Evaluation
A. Perform practice-based improvement activities using a systematic methodology (audit, logbook)	Postgraduate courses	Logbook, Oral and written exam
B. Appraise evidence from scientific studies (journal club)		
C. Conduct one audit in one of conditions in Ab		
D. Perform data management including data entry and analysis.		
E. Facilitate learning of junior students and other health care professionals.		

ILOs	Method of teaching/ learning	Methods of Evaluation
F. Maintain therapeutic and ethically sound relationship with patients.	Postgraduate courses	Logbook, Oral and written exam
G. Elicit information using effective nonverbal, explanatory, questioning, and writing skills.		
H. Provide information using effective nonverbal, explanatory, questioning, and writing skills.		
I. Work effectively with others as a member of a health care team or other professional group.		
J. Present a case in gynecological conditions in Ab		
K. Write a report in gynecological conditions in Ab		
L. Counsel patients and families about - Options for infertility management - Contraceptive options		

ILOs	Method of teaching/ learning	Methods of Evaluation
M. Demonstrate respect, compassion, and integrity; are responsive to the needs of patients and society	Postgraduate courses	Logbook, Oral and written exam
N. Demonstrate a commitment to ethical principles including provision or withholding of clinical care, confidentiality of patient information, informed consent, business practices		
O. Demonstrate sensitivity and responsiveness to patients' culture, age, gender, and disabilities		

ILOs	Method of teaching/ learning	Methods of Evaluation
P. Work effectively in relevant health care delivery settings and systems (family planning and reproductive health)	Postgraduate courses	Logbook, Oral and written exam
Q. Practice cost-effective health care and resource allocation that does not compromise quality of care.		
R. Assist patients in dealing with system complexities.		

Unit (Module) 5: Surgical Skills and postoperative care

A- Knowledge and understanding

ILOs	Method of teaching/ learning	Methods of Evaluation
<p>A. Describe the etiology, clinical picture, diagnosis and management of the following diseases and clinical conditions:</p> <ul style="list-style-type: none"> • Legal issues around consent to surgical procedures, including consent of children, adults with incapacity and adults and children in emergency situations • Name and mode of use of common surgical instruments and sutures • Complications of surgery • Regional anatomy and histology • Commonly encountered infections, including an understanding of the principles of infection control • Principles of nutrition, water; 	<p>. Postgraduate course</p> <p>. Use of training models</p>	<p>. Log book</p> <p>. Practical skills courses</p> <p>. Audit projects</p>

<p>electrolyte and acid base balance and cell biology.</p> <ul style="list-style-type: none"> • Appropriate use of blood and blood products • General pathological principles • • General pathological principles of postoperative care • • Postoperative complications related to obstetric, gynaecological and non-gynaecological procedures • Fluid/electrolyte balance • Wound healing • Late postoperative complications, including secondary haemorrhage 		
<p>B. Mention the principles of</p> <ul style="list-style-type: none"> • Interpret pre-operative investigations • Arrange pre-operative management • Recognise potential morbidity • Obtain valid consent • Explain procedure to patient • Advise patient on postoperative course • Within agreed level of competency for the procedure: <p>Choose appropriate operation Exhibit technical competence Make intraoperative decisions Manage intra-operative problems</p> <ul style="list-style-type: none"> • • Make appropriate postoperative plans of management Conduct appropriate review of: fluid/electrolyte balance catheter surgical drainage sutures • • Manage complications including wound, thromboembolism, and infection. <ul style="list-style-type: none"> • Deal competently with the unexpected complication e.g. bladder or ureteric injury. • Psychological support for patients and relatives • • Initiate management for primary and secondary haemorrhage 	<p>.Appropriate postgraduate education courses</p>	<p>.Case reports .Audit projects</p>
<p>C. State up to date and evidence based Knowledge of Surgical obstetrical and gynaecological procedures</p>		
<p>D. Memorize the facts and principles of the relevant basic and clinically supportive sciences related to conditions in Ab</p>		
<p>E. Mention the basic ethical and medico legal principles relevant to the conditions in Ab.</p>		
<p>F. Mention the basics of quality assurance to ensure</p>		

good clinical care in conditions in Ab		
G. Mention the ethical and scientific principles of medical research		
M. H. State the impact of common health problems in conditions in Ab on the society.		

B-Intellectual outcomes

ILOs	Method of teaching/ learning	Methods of Evaluation
A. Correlate the facts of relevant basic and clinically supportive sciences with clinical reasoning, diagnosis and management of common diseases related to conditions in A.A	Postgraduate courses	Logbook, Oral and written exam
B. Demonstrate an investigatory and analytic thinking (problem solving)		
C. Design and present cases, seminars in conditions in A.A		
D. Formulate management plans and alternative decisions in different situations in conditions in A.A		

-Practical skills (Patient Care)

ILOs	Method of teaching/ learning	Methods of Evaluation
<p>A. Obtain proper history and examine patients in caring and respectful behaviors for conditions in A, B and:</p> <ul style="list-style-type: none"> Recognize the need for and initiate collaboration with other disciplines, before, during and after surgery Demonstrate the ability to select the operative procedure with due regard to degree of urgency, likely pathology and anticipated prognosis Have an awareness of the need to meet targets Develop the ability to work under pressure and recognize limitations Show the need to appreciate and recognize that decision making is a collaborative process between the surgical team members 	Postgraduate courses	Logbook, Oral and written exam
C. Perform the above mentioned non-invasive/invasive therapeutic procedures		
. Carry out patient management plans for common conditions in AA.		
E. Use information technology to support patient care decisions and patient education in common clinical situations related to conditions in A.A		

D-General Skills

ILOs	Method of teaching/ learning	Methods of Evaluation
A. Perform practice-based improvement activities using a systematic methodology (audit, logbook)	Postgraduate courses	Logbook, Oral and Written exam
B. Appraise evidence from scientific studies (journal club)		
C. Conduct one audit in one of the conditions in Ab		
D. Perform data management including data entry and analysis.		
E. Facilitate learning of junior students and other healthcare professionals.		

ILOs	Method of teaching/ learning	Methods of Evaluation
F. Maintain therapeutic and ethically sound relationship with patients.	Postgraduate courses	Logbook, Oral and written exam
G. Elicit information using effective nonverbal, explanatory, questioning, and writing skills.		
H. Provide information using effective nonverbal, explanatory, questioning, and writing skills.		
I. Work effectively with others as a member of a healthcare team or other professional group.		

ILOs	Method of teaching/ learning	Methods of Evaluation
J. Demonstrate respect, compassion, and integrity; a responsiveness to the needs of patients and society	Postgraduate courses	Logbook, Oral and written exam
K. Demonstrate a commitment to ethical principles including provision or withholding of clinical care, confidentiality of patient information, informed consent, business practices		
L. Demonstrate sensitivity and responsiveness to patients' culture, age, gender, and disabilities		

ILOs	Method of teaching/ learning	Methods of Evaluation
M. Work effectively in relevant healthcare delivery settings and systems (family planning and reproductive health)	Postgraduate courses	Logbook, Oral and Written exam
N. Practice cost-effective health care and resource allocation that does not compromise quality of care.		
O. Assist patients in dealing with system complexities.		

4. Course contents (topics/modules/rota on Course Matrix

Time Schedule: Second part

Topic	Covered			
	Knowledge A	Intellectual B	Practical skills C	General Skills D
1- Antenatal care and Maternal Medicine:	A	A	A	A-R
Preconception care Principles of antenatal care	H	D	I	
Management of normal pregnancy, birth and puerperium				
Placental abnormalities Immunology of pregnancy				
Preterm rupture of membranes Haemorrhage				
Multiple pregnancy Mal-presentation				
Fetal growth restriction				
Genetics				
Fetal hydrops Congenital malformation				
Medical disorders with pregnancy:				
- Hypertension				
- Kidney diseases				
Heart diseases				
- Pulmonary diseases				
- Liver diseases				
- Neurological diseases				
- Circulatory disorders				
- Haemoglobinopathies				
- Connective tissue disorders				
- Disorders of carbohydrate metabolism				
- Endocrinopathies				
- Gastrointestinal disorders				
- Infectious diseases				
- Psychiatric disorders				
- Maternal complications due to pregnancy				

2-Management of labour, delivery and postpartum: Mechanism of normal labour and delivery Induction of labour Anaesthesia and analgesia during labour Fetal wellbeing Prolonged labour Preterm labour Maternal collapse Operative/complex vaginal delivery Caesarean Section Retained placenta Normal and abnormal postpartum period Postpartum haemorrhage Perineal surgery Infant feeding	A - H	A - D	A - H	A-R
3-Gynaecological and Urogynaecological problems: Menstrual disorders Premenstrual syndrome Problems of the climacteric Amenorrhoea and endocrine disorders Congenital abnormalities of the genital tract Puberty Benign conditions of the genital tract Malignant conditions of the genital tract Urinary and faecal incontinence Lower urinary tract disorders	A - H	A - D	A - H	A-R
4-Subfertility, Women's Sexual and Reproductive Health: Male and female subfertility Assisted reproductive technologies Miscarriage Ectopic pregnancy Trophoblastic diseases Sexually transmitted infections Sexual problems Fertility control methods Termination of pregnancy	A - H	A - D	A - H	A-R
5-Surgical Skills and Postoperative care: Surgical instruments and sutures Early and late complications of surgery General pathological principles Wound healing	A - E	A - D	A - E	A-O

5. Course methodsofteaching/learning:

Didactic;Lectures

Clinicalrounds

SeminarsClinicalrotations (serviceteaching)ObservationPost

graduateteaching

Handonworkshops

Performundersupervisionofseniorstaff

Simulations

Casepresentation

CaseTaking

6. Coursemethodsofteaching/learning:forstudentswithpoor achievements

ExtraLecturesaccordingtotheirneeds

Extratrainngaccordingtotheirneeds

7. Courseassessmentmethods:

i. Assessmenttools:

Clinicalexamination

Writtenandoralexamination

Chicklist

logbook&portfolio

Procedure/casepresentation

OneMCQexaminationinthesecondyearandoneinthethirdyear

Objectivestructuredclinicalexamination

Checklist evaluationofliveor recordedperformance

Patientsurvey

360oglobalra ng

ii. Timeschedule:Attheendofthesecond part

iii. Marks: 700

i. Lectures notes

8. Listofreferences

Course notes

Staff members print out of lectures and/or CD copies

. Recommended books

Williams' Obstetrics 21st Edition

Manual of High Risk Pregnancy and Delivery (Manual of High Risk Pregnancy & Delivery) by Elizabeth

Stepp Gilbert (2010)

Management of High Risk Pregnancy: An Evidence Based Approach - (2007) by John T. Queenan,

Catherine Y. Spong, and Charles J. Lockwood. Normal and Problem Pregnancies (Gabbe 1st Edition)

Williams' Gynaecology 1st Edition

Berek and Novaks' Gynaecology (14th Edition): by Jonathan S. Berek (2007).

Clinical Gynaecologic Endocrinology and Infertility (6th Edition): by Leon Speroff, Robert H. Glass and Nathan G. Kase (1999).

Dewhurst's Textbook

of Obstetrics and Gynaecology (7th Edition): by D. Keith Edmonds (2006).

Obstetrics and Gynaecology: An evidence-based

text for MRCOG (2nd Edition): by David M. Luesley and Philip N.

Baker (2010).

. Periodicals, Websites, ... etc

Obstetrics and Gynaecology clinics of North America

Best practice and clinical research of Obstetrics and

Gynaecology

Clinical Obstetrics and Gynaecology
 American college for Obstetrics and Gynaecology practical guidelines
 Obstetrics, Gynaecology and reproductive Medicine
 Royal college of Obstetrics and Gynaecology green top guidelines
 Royal college of Obstetrics and Gynaecology evidence based guidelines
 NICE Guidelines for Obstetrics and Gynaecology
 European Journal of Obstetrics and Gynaecology
 Egyptian Journal of Obstetrics and Gynaecology
v.others: None

9. Signatures

Course Coordinator: Prof. Ashraf Almashad	Head of the Department: Prof. MOHAMMED KAMEL ALLOSH
Date:.....	Date:.....



الملحقات :

ملحق ١ : Academic standard of the program

ملحق ٢ : المعايير القياسية العامة للدراسات العليا الصادرة عن الهيئة.

ملحق 3 : Benchmarks (المعايير المرجعية الخارجية)

ملحق 4 : مصفوفة المعايير الأكاديمية للبرنامج مع المعايير القياسية للدراسات العليا الصادرة عن الهيئة.

ملحق ٥ : مصفوفة البرنامج مع المعايير الأكاديمية للبرنامج.

ملحق ٦ : مصفوفة المقررات مع البرنامج Program-Courses ILOs Matrix

Department Of
Obstetrics & Gynecology



قسم أمراض النساء والتوليد

ملحق ١: Academic standard of the program:

وثيقة المعايير الأكاديمية المرجعية لبرنامج الماجستير

**Academic Reference Standards (ARS) for Master Degree
in Obstetrics and Gynaecology**

1-Graduate Attributes:formasterdegreeinObstetricsandGynaecology

TheGraduate (after residence training and master degreeyearsofstudy)must:

- 1- Have the capability to be a scholar, understanding andapplyingbasics,methodsandtools ofscientificresearchandclinicalauditin*ObstetricsandGynaecology*.
- 2- Appraise and utilise scientific knowledge to continuouslyupdateandimproveclinical practiceinrelated *ObstetricsandGynaecology*.
- 3- Acquire sufficient medical knowledge in the basic biomedical,clinical,behaviouralandclinicalsciences,medicalethicsandmedicaljurisprudenceandapplysuchknowledgeinpatient careinthe fieldof*ObstetricsandGynaecology*.
- 4- Provide patient care that is appropriate, effective and compassionatefordealingwithcommonhealthproblemsandhealth promotion using evidence-based and updatedinformation.
- 5-Identifyandsharetosolvehealthproblemsinhisspecialty.
- 6- Acquire all competencies –including the use of recent technologies- thatenablehimtoprovidesafe,scientific,andethicalandevidencebasedclinical careincludingupdate useofnew technologyin *ObstetricsandGynaecology*.
- 7- Demonstrate interpersonal and communication skills that ensureeffectiveinformationexchangewithindividualpatients andtheirfamiliesandteamworkwithotherhealthprofessions,thescientificco

community and the public.

8-

Function as supervisor, and trainer in relation to colleagues, medical students and other health professions.

9-

Acquire decision making capabilities in different situations related to *Obstetric and Gynaecology*.

10- Show responsiveness to the larger context of the health care system, including e.g. the organisation of health care, partnership with health care providers and managers, practice of cost-effective health care, health economics, and resource allocations.

11- Be aware of public health and health policy issues and share in system-based improvement of health care.

12- Show appropriate attitudes and professionalism.

13-

Demonstrates skills of lifelong learning and maintenance of competence and ability for continuous medical education and learning in subsequent stages in *Obstetrics and Gynaecology* or one of its subspecialties.

2- Academic Standards for clinical master degree graduates

2.1- Knowledge and understanding

By the end of the program, the graduates should demonstrate satisfactory knowledge and understanding of

2-1-A-

Established basic, biomedical, clinical, epidemiological and behavioral sciences related conditions, problems and topics.

2-1-B-

The relation between good clinical care of common health problems in the specialty and the welfare of society.

2-1-C-Uptodateandrecentdevelopmentsincommonproblemsrelated to *Obstetricsand Gynaecology*.

2-1-D-Ethicalandmedicolegalprinciplesrelevanttopracticein*Obstetricsand Gynaecology*.

2-1-E-Qualityassuranceprinciplesrelatedtothegoodmedical practicein *Obstetricsand Gynaecology*.

2-1-F-Ethicalandscientificbasicsofmedicalresearch.

2.2-Intellectualskills:

By the end of the program, the graduate should be able to demonstrate the following:

2-2-A-Correlationofdifferentrelevantsciencesintheproblem solvingandmanagementofcommondiseasesof*Obstetricsand Gynaecolog*.

2-2-B- Problem solving skills based on data analysis and evaluation(evenintheabsenceofsome)forcommonclinical situationsrelated to*ObstetricsandGynaecology*.

2.2- C-Demonstratingsystematicapproachinstudyingclinical problemsrelevantto*Obstetrics and Gynaecology*.

2-2-D- Making alternative decisions in different situations in *Obstetricsand Gynaecology*.

2.3- Clinicalskills

By theendoftheprogram,thegraduate shouldbeableto

2-3-A-Providepatientcarethat iscompassionate,appropriate,and effective for the treatment of health problems and thepromotionofhealth.

2-3-B-Demonstratepatientcareskillsrelevantto*Obstetricsand Gynaecology*forpatientswithcommon diseasesandproblems.

2-3-C-Writeandevaluatereportsforsituationsrelatedtothe field of*Obstetricsand Gynaecology*.

2.4-Generalskills

By the end of the program, the graduates should be able to

Competency-based outcomes for Practice-based Learning and Improvement

2-4-A- Demonstrate practice-based learning and improvement skills that involves investigation and evaluation of their own patient care, appraisal and assimilation of scientific evidence,,improvements in patient care and risk management.

2-4-B- Use all information sources and technology to improve his practice.

2-4-C- Demonstrates skills of teaching and evaluating others.

Competency-based objectives for Interpersonal and Communication Skills

2-4-D- Demonstrate interpersonal and communication skills that result in effective information exchange and teaming with patients, their families, and other health professionals.

Competency-based objectives for Professionalism

2-4-E- Demonstrate professionalism behaviors, as manifested through a commitment to carrying out professional responsibilities, adherence to ethical principles, and sensitivity to a diverse patient population.

Competency-based objectives for Systems-based Practice

2-4-F- Demonstrate an awareness of and responsiveness to the larger context and system of health care and the ability to effectively use system resources to provide care that is of optimal value.

2-4-g- Demonstrates skills of effective time management.

2-4-H- Demonstrates skills of self and continuous learning.

المعهد الطبي القومى بتاريخ ٢٠١٣/٦

المعهد الطبي القومى ٣٥٤ ٢٠١٣/٦/١٦

ملحق 2: المعايير القياسية العامة للدراسات العليا الصادرة عن الهيئة

برامج الماجستير

١ - مواصفات الخريج

- خريج برنامج الماجستير في أي تخصص يجب أن يكون قادرا على :
- ١-١ إجادة تطبيق أساسيات ومنهجيات البحث العلمي واستخدام أدواته المختلفة
 - ٢-١ تطبيق المنهج التحليلي واستخدامه في مجال التخصص
 - ٣-١ تطبيق المعارف المتخصصة ودمجها مع المعارف ذات العلاقة في مفاسته المهنية
 - ٤-١ إظهار وعيا بالمشاكل الجارية والرؤى الحديثة في مجال التخصص
 - ٥-١ تحديد المشكلات المهنية وإيجاد حلول لها
 - ٦-١ إتقان نطاق مناسب من المهارات المهنية المتخصصة واستخدام الوسائل التكنولوجية المناسبة بما يخدم ممارسته المهنية
 - ٧-١ التوصل بفاعلية والقدرة على قيادة فرق العمل
 - ٨-١ اتخاذ القرار في سياقات مهنية مختلفة
 - ٩-١ توظيف الموارد المتاحة بما يحقق أعلى استفادة والحفاظ عليها
 - ١٠-١ إظهار الوعي بدوره في تنمية المجتمع والحفاظ على البيئة في ضوء المتغيرات العالمية والاقليمية
 - ١١-١ التصرف بما يعكس الالتزام بالنزاهة والمصداقية والالتزام بقواعد المهنة
 - ١٢-١ تنمية ذاته أكاديميا ومهنيا وقادرا على التعلم المستمر

2- المعايير القياسية العامة

١-٢ المعرفة والفهم :

- بأنتهاء دراسة برنامج الماجستير يجب ان يكون الخريج على فهم ودراية بكل من :
- ١-٢-١ النظريات والاساسيات المتعلقة بمجال التعلم وكذا في المجالات ذات العلاقة
 - ٢-١-٢-٢ التأثير المتبادل بين الممارسة المهنية وانعكاسها على البيئة
 - ٣-١-٢ التطورات العلمية في مجال التخصص
 - ٤-١-٢ المبادئ الاخلاقية والقانونية للممارسة المهنية في مجال التخصص
 - ٥-١-٢ مبادئ واساسيات الجودة في الممارسة المهنية في مجال التخصص
 - ٦-١-٢ اساسيات واخلاقيات البحث العلمي

٢-٢ المهارات الذهنية :

- بأنتهاء دراسة برنامج الماجستير يجب ان يكون الخريج قادرا على :
- ١-٢-٢ تحليل وتقييم المعلومات في مجال التخصص والقياس عليها لحل المشاكل
 - ٢-٢-٢ حل المشاكل المتخصصة مع عدم توافر بعض المعطيات
 - ٣-٢-٢ الربط بين المعارف المختلفة لحل المشاكل المهنية
 - ٤-٢-٢ اجراء دراسة بحثية او كتابة دراسة علمية منهجية حول مشكلة بحثية
 - ٥-٢-٢ تقييم المخاطر في الممارسات المهنية في مجال التخصص
 - ٦-٢-٢ التخطيط لتطوير الاداء في مجال التخصص
 - ٧-٢-٢ اتخاذ القرارات المهنية في سياقات مهنية متنوعة
 - ٣-٢ المهارات المهنية

بأنتهاء دراسة برنامج الماجستير يجب ان يكون الخريج قادرا على :

- ١-٣-٢ إتقان المهارات المهنية الاساسية والحديثة في مجال التخصص
- ٢-٣-٢ كتابة وتقييم التقارير المهنية
- ٣-٣-٢ تقييم الطرق والادوات القائمة في مجال التخصص

٤-٢ المهارات العامة والمنقلة :

- بانتهاة دراسة برنامج الماجستير يجب ان يكون الخريج قادرا على :
- ١-٤-٢ التواصل الفعال بأنواعه المختلفة
 - ٢-٤-٢ استخدام تكنولوجيا المعلومات بما يخدم الممارسة المهنية
 - ٣-٤-٢ التقييم الذاتى وتحديد احتياجاته التعليمية
 - ٤-٤-٢ استخدام المصادر المختلفة لحصول على المعلومات والمعارف
 - ٥-٤-٢ وضع قواعد ومؤشرات تقييم اداء الاخرين
 - ٦-٤-٢ العمل فى فريق سياقات كهنية مختلفة
 - ٧-٤-٢ ادارة الوقت بكفاءة
 - ٨-٤-٢ التعلم الذاتى والمستمر

Department Of Obstetrics & Gynecology



قسم امراض النساء والتوليد

ملحق 3: Benchmarks (المعايير /العلامات المرجعية)

University Of Alabama, Department of Obstetrics and Gynaecology.
(<http://www.obgyn.uab.edu/GeneralSite/ObGyn/Fellowship/FellowshipPrograms.aspx>).

Department Of
Obstetrics & Gynecology



قسم أمراض النساء والتوليد

ملحق 4: مصفوفة المعايير الأكاديمية للبرنامج مع المعايير القياسية للدراسات
العليا الصادرة عن الهيئة

**I-General Academic Reference Standards (GARS) versus
Program ARS**

1- Graduate attributes

program ARS	NAQAAE ARS for Postgraduate programs
1- Have the capability to be a scholar, understanding and applying basics, methods and tools of scientific research and clinical audit in <i>Obstetrics and Gynaecology</i> .	١- إجادة تطبيق أساسيات من وجهيات البحث لعلوي ما استخدم أدواته المختلفة
2- Appraise and utilise scientific knowledge to continuously update and improve clinical practice in <i>Obstetrics and Gynaecology</i> .	٢- تطبيق المنهج التحليلي واستخدامه اجمي فل لاتخصص
3- Acquires sufficient medical knowledge in the basic biomedical, clinical, behavioural and clinical sciences, medical ethics and medical jurisprudence and apply such knowledge in patient care in <i>Obstetrics and Gynaecology</i> .	٣- تطبيق الاعمفر المتخصصة ما هجمدوع الاعمفر ذات العقلامي فة مسراته الهمينة
4- Provide patient care that is appropriate, effective and compassionate for dealing with common health problems and health promotion using evidence-based and update information.	٤- إظهار وعيا بالكا شمل الراجية اور لوى للاحديثة في اجمل التخصص
5- Identify and share to solve health problems in <i>Obstetrics and Gynaecology</i> .	٥- تحديد الكشمت لا الهمينة او ياجد حلولا لها
6- Acquire all competencies that enable him to provide safe, scientific, ethical and evidence based clinical care including update use of new technology in <i>Obstetrics and Gynaecology</i> .	٦- إقتان طنق امنساب من الراجمت الهمينة لامنة صخذ، واستخدم ادالوسائل لانكونولوجية لامنااسبة خيامم دسر امته لاهمينة

<p>7- Demonstrate interpersonal and communications skills that ensure effective information exchange with individual patients and their families and teamwork with other health professions, the scientific community and the public.</p> <p>8- Function as supervisor, and trainer in relation to colleagues, medical students and other health professions.</p>	<p>7- التواصل بفاعلية ولقد عثر لقي ياد فترق للمعمل</p>
<p>9- Acquire decision making capabilities in different situations related to <i>Obstetrics and Gynaecology</i>.</p>	<p>8- اتاخذ القرار اسي فيا قات همينة خمتلفة</p>
<p>10- Show responsiveness to the larger context of the health care system, including e.g. the organisation of health care, partnership with health care providers and managers, practice of cost-effective health care, health economics, and resource allocations.</p>	<p>9- توظيف الموارد المتحاة حيا مبقق اعل ساتا فدة و ل عطا فحليها</p>
<p>11- Be aware of public health and health policy issues and share in system-based improvement of health care.</p>	<p>10- اإرا مظل اعوي بدوتي فدر نمية المجتمع و لاا فحظ على النبيضة في فوء المتغيرات لاا علمية و لإقليمية</p>
<p>12- Show appropriate attitudes and professionalism.</p>	<p>11- التصرف مباك عيس الاتزم ابالنزاهة و لاا صقا ديا وة الاتزم ابوقا عدالهمنة</p>
<p>13- Demonstrates skills of lifelong learning and maintenance of competence and ability for continuous medical education and learning in subsequent stages in <i>Obstetrics and Gynaecology</i> or one of its subspecialties.</p>	<p>12- تنمية ذاتها كاديميا همينا اقودر اعلي لاا تعم لالسمتمر</p>

2. Academic standard

<p>program ARS</p>	<p>NAQAAE General ARS for Postgraduate programs</p>
--------------------	---

2.1.A -Establishedbasic, biomedical, clinical, epidemiological andbehavioralsciencesrelated conditions, problems andtopics.	١-٢-أ-النظريات أو لأساسيات لمتعلقاجمب فل لتعلم كواذا في لجملاات ذاتا لعقلاة.
2.1.B-There relationbetween good clinical careof commonhealth problems in <i>Obstetrics and Gynaecology</i> andthewelfare of society.	١-٢-ب-التأثيرا لمبتادل بيني الالاسر املمهمينة اونساعها علما ليبيئة.
2.1. C- Upto dateandrecent developments incommonproblems relatedto <i>Obstetrics andGynaecology</i> .	١-٢-ج-التطورا لعلمياجم في فل لتخصص.
2.1. D- Ethicalandmedicolegal principles relevantto practicein the <i>Obstetrics andGynaecology</i> ..	١-٢-د-المبادئ الأخلاقية ولاقوننيةلالاسر املمهمينة اجم في فل لتخصص.
2.1. E-Qualityassuranceprinciples relatedto thegoodmedical practicein <i>Obstetrics andGynaecology</i> .	١-٢-ه-مبادئ اساساويات الجوداي في لالاسر امم لالمهمينة اجم في فل لتخصص
2.1. F- Ethicalandscientificbasics of medicalresearch.	١-٢-و-ساسايات وأخيقلاات الالبحا العليم
2.2. A-Correlationofdifferentrelevant sciences inthe problemsolvingandmanagementof commondiseases of <i>Obstetrics andGynaecology</i> .	١-٢-أ-حتليل توقييم العملوامت اجم في فل لتخصص لالويقاس عليها حل الكاشمل
2.2. B-Problemsolving skills basedondata analysis andevaluation(evenin the absenceof some)forcommon clinicalsituations relatedto <i>Obstetrics andGynaecology</i> .	١-٢-ب-حل الكاشمل لمتصصخة مع عدم وارف الطعميات
2.2. B-Problemsolving skills basedondata analysis andevaluation(evenin the absenceof some)forcommonclinical situations relatedto <i>Obstetrics and Gynaecology</i> .	١-٢-ب-حل الكاشمل لمتصصخة مع عدم وارف الطعميات

<p>2.2. A-Correlationofdifferentrelevant sciences intheproblemsolvingandmanagementof common diseases of <i>Obstetrics and Gynaecology</i>.</p>	<p>٢-٢-ج-ار لبطين ا لعفرا لخم تقة ط ل الكاشمل لاهمينة</p>
<p>2.2. C- Demonstratingsystematicapproach instudying clinicalproblems relevant to the <i>Obstetrics and Gynaecology</i>.</p>	<p>٢-٢-د-جاء ار دار حبة سثية تو/أو كتابة دار عة سلمية نم جهيد قول كشم لبة حية</p>
<p>2.4.A-Demonstratepractice-based learningandImprovementskills that involves investigationand evaluation of their ownpatientcare,appraisaland assimilationof scientific evidence, improvements inpatientcareandrisk management.</p>	<p>٢-٢ ه-تد يقم بالي فرط اخملا سرامت الهمينة في اجمل التصخص</p>
<p>2.4.A-Demonstratepractice-based learningandImprovementskills that involves investigationandevaluationof their ownpatientcare,appraisaland assimilationofscientific evidence, improvements inpatientcareandrisk management.</p>	<p>٢-٢ و-التخطيطا تطويرا لأعاد في اجمل ا لتصخص</p>
<p>2.2.D-Makingalternative decisions indifferentsituations inthefieldof <i>Obstetrics and Gynaecology</i>.</p>	<p>٢-٢ ز-ا تاخذا لقرارات الهمينة س في ياقات همينة تمنوعة</p>
<p>2.2. B-Problemsolvingskills basedondata analysis andevaluation(evenin the absenceof some)forcommonclinical situations relatedto <i>Obstetrics and Gynaecology</i>.</p>	<p>٢-٣ ب-كتابة توقييم تلر ا قير الهمينة</p>
<p>2.2. A-Correlationofdifferentrelevant sciences intheproblemsolvingandmanagementof common diseases of <i>Obstetrics and Gynaecology</i>.</p>	<p>٢-٣ ج-تقيم الا وقرط لأدوت ا لاقنمة اجم في فل لا تصخص</p>

2.2. C- Demonstrating systematic approach in studying clinical problems relevant to the <i>Obstetrics and Gynaecology</i> .	٢-٤-أ- الوتاصل لفاعل أنواعها لختلفة
2.4.A-Demonstrate practice-based learning and improvement skills that involves investigation and evaluation of their own patient care, appraisal and assimilation of scientific evidence, improvements in patient care and risk management	٢-٤-ب- ساتخم اذكت و نلوجيا العملومات مبد اخيمد لالتمسرام مالمهينة
2.4.B- Use all information sources and technology to improve his practice.	
2.4.A-Demonstrate practice-based learning and improvement skills that involves investigation and evaluation of their own patient care, appraisal and assimilation of scientific evidence,, improvements in patient care and risk management.	٢-٤-د- ساتخدام لاصمدا رلختلفة لاصحول على لالعملومات اولر اعفف
2.4.C- Demonstrates skills of teaching and evaluating others.	٢-٤-ه- وعضقوا عدم وؤرشت اتقيمياً اءء الارخنيد
2.4.F- Demonstrate an awareness of and responsiveness to the larger context and system of health care and the ability to effectively use system resources to provide care that is of optimal value.	٢-٤-و- المعل في فريق، وقيادة فرق في سد ياقات ممتلفة همينة
2.4.G-Demonstrates skills of effective time management.	٢-٤-ز- اءارة لوت قكب فاءة
2.4.H-Demonstrates skills of self and continuous learning.	٢-٤-ح- التعلما اذلتاوي لسمتمر

Comparison between ARS and ILOS for master degree in Obstetrics and Gynaecology.

(ARS)

(ILOS)

(ARS)	(ILOS)
<p><u>2-1- Knowledge and understanding</u></p> <p>2-1-A- Established basic, biomedical, clinical, epidemiological and behavioral sciences related conditions, problem and topics.</p>	<p><u>2-1- Knowledge and understanding</u></p> <p>2-1-A- Explain the essential facts and principles of relevant basic sciences including, Anatomy, Physiology,, Pathology, Microbiology and Public health related to <i>Obstetrics and Gynaecology</i>.</p> <p>2-1-B- Mention <u>essential facts</u> of clinically supportive sciences including Basics of internal Medicine & neonatology and general surgery related to <i>Obstetrics and Gynaecology</i>.</p> <p>2-1-C- Demonstrates sufficient knowledge of etiology, clinical picture, diagnosis, prevention and treatment of the common diseases and situations related to <i>Obstetrics and Gynaecology</i>.</p>
<p>2-1-B The relation between good clinical care of common health problem in the <i>Obstetrics and Gynaecology</i> and the welfare of society.</p>	<p>2-1-H- State the impact of common health problems in the field of <i>Obstetrics and Gynaecology</i> on the society and how good clinical practice improve these problems.</p>
<p>2-1-C- Upto date and recent developments in common problems related to the field of <i>Obstetrics and Gynaecology</i>.</p>	<p>2-1-C- Demonstrates sufficient knowledge of etiology, clinical picture, diagnosis, prevention and treatment of the common diseases and situations related to <i>Obstetrics and Gynaecology</i>.</p> <p>2-1-D- Give the recent and updated developments in the pathogenesis, diagnosis, prevention and treatment of common diseases related to <i>Obstetrics and Gynaecology</i>.</p>

<p>2-1-D- Ethical and medicolegal Principles relevant to practice in the <i>Obstetrics and Gynaecology</i> field.</p>	<p>2-1-E- Mention the basic ethical and medicolegal principles that should be applied in practice and are relevant to the field of <i>Obstetrics and Gynaecology</i>.</p>
<p>2-1-E- Quality assurance principles related to the good medical practice in the <i>Obstetrics and Gynaecology</i> field.</p>	<p>2-1-F- Mention the basics and standards of quality assurance to ensure good clinical practice in the field of <i>Obstetrics and Gynaecology</i>.</p>
<p>2-1-F- Ethical and scientific basics of medical research.</p>	<p>2-1-G- Mention the ethical and scientific principles of medical research methodology.</p>
<p><u>2-2- Intellectual skills:</u></p> <p>2-2-A- Correlation of different relevant sciences in the problem solving and management of common diseases of the <i>Obstetrics and Gynaecology</i>.</p>	<p><u>2-2- Intellectual skills:</u></p> <p>2-2-A- Correlate the facts of relevant basic and clinically supportive sciences with clinical reasoning, diagnosis and management of common diseases of the <i>Obstetrics and Gynaecology</i>.</p>
<p>2-2-B- Problem solving skills based on data analysis and evaluation (even in the absence of some) for common clinical situations related to <i>Obstetrics and Gynaecology</i>.</p>	<p>2-2-B- Demonstrate an investigatory and analytic thinking approach (problem solving) to common clinical situations related to <i>Obstetrics and Gynaecology</i>.</p>

<p>2-2-C- Demonstrating systematic approach in studying clinical problems relevant to the <i>Obstetrics and Gynaecology</i> field.</p>	<p>2-2-C- Design and/or present a case or review (through seminars/journal clubs.) in one or more of common clinical problems relevant to the <i>Obstetrics and Gynaecology</i> field.</p>
<p>2-2-D Making alternative decisions in different situations in the field of the <i>Obstetrics and Gynaecology</i>.</p>	<p>2-2-D- Formulate management plans and alternative decisions in different situations in the field of the <i>Obstetrics and Gynaecology</i>.</p>

Department Of
Obstetrics & Gynecology

[ARS]

[ILOS]

Continuous	continuous
<p><u>2-3-Clinical skills:</u></p> <p>2-3-A- Provide patient care that is compassionate, appropriate, and effective for the treatment of health problems and the promotion of health.</p> <p>2-3-B- Demonstrate patient care skills relevant to that <i>Obstetrics and Gynaecology</i> for patients with common diseases and problems.</p>	<p><u>2/3/1/Practical skills (Patient Care):</u></p> <p>2-3-1-A- Obtain proper history and examine patients in caring and respectful behaviors.</p> <p>2-3-1-B- Make informed decisions about diagnostic and therapeutic interventions based on patient information and preferences, scientific evidence, and clinical judgment for common conditions related to <i>Obstetrics and Gynaecology</i>.</p> <p>2-3-1-C- Carry out patient management plans for common conditions related to <i>Obstetrics and Gynaecology</i>.</p> <p>2-3-1-D- Use information technology to support patient care decisions and patient education in common clinical situations related to <i>Obstetrics and Gynaecology</i>.</p> <p>2-3-1-E- Perform competently non-invasive and invasive procedures considered essential for the <i>Obstetrics and Gynaecology</i>.</p> <p>2-3-1-F- Provide health care services aimed at preventing health problems related to <i>Obstetrics and Gynaecology</i>.</p>

	<p>2-3-1-G- Provide patient-focused care in common conditions related to <i>Obstetrics and Gynaecology</i>, while working with healthcare professionals, including those from other disciplines.</p>
<p>2-3-C- Write and evaluate reports for situations related to the field of <i>Obstetrics and Gynaecology</i>.</p>	<p>-3-1-H Write competently all forms of patient charts and sheets including reports evaluating these charts and sheets. (Write a consultation note, Inform patients of a diagnosis and therapeutic plan, completing and maintaining medical</p>
<p>2-4-E- Demonstrate professionalism behaviors, as manifested through a commitment to carrying out professional responsibilities, adherence to ethical principles, and sensitivity to a diverse patient population.</p>	<p>2-3-2-J- Demonstrate respect, compassion, and integrity; a responsiveness to the needs of patients and society.</p> <p>2-3-2-K- Demonstrate a commitment to ethical principles including provision or withholding of clinical care, confidentiality of patient information, informed consent, business practices.</p> <p>2-3-2-L- Demonstrates sensitivity and responsiveness to patients' culture, age, gender, and disabilities.</p>
<p>2-4-F- Demonstrate an awareness of and responsiveness to the larger context and system of health care and the ability to effectively use system resources to provide care that is of optimal value.</p>	<p>2-3-2-M- Work effectively in relevant healthcare delivery settings and systems including good administrative and time management</p> <p>2-3-2-N- Practice cost-effective health care and resource allocation that does not compromise quality of care.</p> <p>2-3-2-O- Assist patients in dealing with system complexities.</p>
<p>2-4-G- Demonstrates skills of effective time management</p>	<p>2-3-2-M- Work effectively in relevant healthcare delivery settings and systems including good administrative and time management</p>
<p>2-4-H- Demonstrates skills of self and continuous learning.</p>	<p>2-3-2-A- Perform practice-based improvement activities using a systematic methodology (share in audits and risk management activities and use logbooks).</p>

Program matrix

Knowledge and Understanding

Course	Program covered ILOs							
	2/1/A	2/1/B	2/1/C	2/1/D	2/1/E	2/1/F	2/1/G	2/1/H
Anatomy	ü							
Physiology	ü							
Pathology	ü							
Public Health	ü							
Microbiology	ü							
pharmacology	ü							
General surgery	ü	ü	ü					
Internal Medicine	ü	ü	ü					
Obstetrics and Gynaecology	ü	ü	ü	ü	ü	ü	ü	ü

Intellectual

Course	Program covered ILOs			
	2/2/A	2/2/B	2/2/C	2/2/D
: Anatomy	Ü			
Physiology	Ü			
Pathology	Ü			
PublicHealth	Ü			
Microbiology	Ü			
pharmacology	Ü			
Generalsurgery	Ü	ü	ü	ü
Internal Medicine	Ü	ü	ü	ü
Obstetricsand Gynaecology	Ü	ü	ü	ü

Practical Skills (Patient Care)

Course	Program covered							
	ILOs							
	2/3/1/A	2/3/1/B	2/3/1/C	2/3/1/D	2/3/1/E	2/3/1/F	2/3/1/G	2/3/1/H
Anatomy				Ü				
Physiology								
Pathology				Ü	ü			
PublicHealth				Ü	ü			
microbiology				Ü	ü			
pharmacology				Ü	ü			
General surgery	ü		ü	Ü				
Internal Medicineand Neonatology	ü		ü	Ü				
Obstetrics and Gynaecology	ü	ü	ü	Ü	ü	ü	ü	ü

General Skills

Course	Program covered ILOs							
	2/3/2/A	2/3/2/B	2/3/2/C	2/3/2/D	2/3/2/E	2/3/2/F	2/3/2/G	2/3/2/H
Anatomy								
Physiology	ü	ü						
Pathology	ü	ü						
Public Health Microbiology pharmacology	ü	ü						
General surgery	ü	ü				ü	ü	ü
Internal Medicine	ü	ü				ü	ü	ü
Obstetrics and Gynaecology	ü	ü	ü	ü	ü	ü	ü	ü

General skills

Course	Program covered ILOs						
	2/3/2/I	2/3/2/J	2/3/2/K	2/3/2/L	2/3/2/M	2/3/2/N	2/3/2/O
Anatomy	ü	ü			ü		
Physiology	ü	ü			ü		
Pathology	ü	ü			ü		
PublicHealth Microbiology	ü	ü			ü		
:Geneal surgeryy	ü	ü	ü	ü	ü		
Internal Medicine	ü	ü	ü	ü	ü		
Obstetrics and Gynaecology	ü	ü	ü	ü	ü	ü	ü