













































































Faculty of Medicine: Department of OPHTHALMOLOGY

	Osman.salaheldin		
	Abdallah.alsawy		
	Aida Aly Hussein Khalil		
	Salwa Reyad Abbas		
	Abdelmonem.abdelmonem		
	Ashraf.alshayeb		
	Ayman.hosny		
	Ayman.nasar		
	Essam.saber		
	Essameldin.ahmed		
	Fawzi.alshahed		
	Hamdi.algazar		
	Hazem.alfegy		
	Khaled.ahmed01		
	Magdy.alkhyat		
	Mohamed Hany Abd Elhalum Ibrahim Elhatew		

#	Publication	Authors	Year
1	Application of 5 fluorouracil in treatment of pterygium. Bull ophthalmol. Soc. Egypt, 1995.88:751		1995
2	Axial length changes accompanying successful glaucoma filtering surgery in children. Bull.ophthalmol.soc.Egypt.98:879		2005
3	Clinicopathological evaluation of juvenile conjunctival naevi. Bull. Ophthalmol.soc.Egypt,97:175		2004
4	Corneal topographic changes after horizonatal strabismus surgery. Benha medical journal,22:571		2005
5	Corneal topographic changes after trabeculectomy and microtrabeculectomy. Benha medical journal,22:561		2005
6	Diurnal variations in human corneal thickness. Bull. Ophthalmol. Soc Egypt 5 :805		1997
7	Effect of mitomycin c after pterygium excision clinical and experimental study. j Egypt,soc.path. 23:642		2003
8	Intraoperative mitomycin C in dacryocystorhinostomy. Bull ophthalmol.soc.Egypt,91.895		1998
9	Limbal conjunctival autograft transplantation for treatment of recurrent pterygium. Bull ophthalmol.soc.,Egypt.95:129		2002
10	Postoperative topical application of Mitomycin C for traeculectomies- Bull ophthalmology. Soc.Egypt,96:479		2003
11	Surgery for pterygium using conjunctival pedunculated flap slide. Bull. Ophthalmol.soc. Egypt 90.821		1998
12	The effect of subconjunctival Mitomycin C before ptergium excision as adjunctive therapy. J, Egypt soc.path.24:399		2004
13	Ultrasound biomicroscopy study of anterior segment changes after phacoemulsification. Benha medical journal.		2006

	Mohamed.abdelsalam		
	Mohamed.hegazy01		
	Mohamed.salem04		
	Mohamed.soliman02		
	Mostafa Awad Haikal		
	Tarek.aboelnasr		
	Tarek.zanaty		
	Wahid.arok		
	Yosry.alshahat		
	Ashraf.alhbbak		
	Ayser.fayed		
	Haitham.alsayed		
	Hisham.qorah		
	Mohamed.Salim01		
	Mohamed.aldeeb		
	Mohamed.farid		
	Osama.alsweeny		
	Sherif.abdelwahab		
	Tarek.soliman01		
	Walid.abdelghaffar		
	Ahmed.abdelhamid		
	Ahmed.albarqy		
	Ahmed.hassanin		
	Amr.sharawy		
	Hussein.alhusseini		
	Maha.alfayomi		
	Mohamed.abdrabo		
	Mohamed.youssef02		
	Mustafa.ibrahim01		
	Osama.shalaby		
	Salah.madhy		
	Tarek.Nehad Ateya		
	Tarek.mahgob		
	Emadeldein.nasar01		
	Marwa.tabl		
	Mohamed.hakim		
	Mohamed.khalil01		
	Reham.abdelhamid		
	Soha.altohamy		
	Tayseer.mahmoud		
	Tamer.salem		

مشروع البوابة الإلكترونية بالجامعة